

# Application Activity and Remaining Capacity Report

## Massachusetts System of Assurance of Net Metering Eligibility

The data provided reflects the available and installed capacity under the Public and Private Caps as of November 6, 2013. Updated Cap information is provided on a weekly basis each Wednesday.

Date: November 6, 2013

Period Covered: January 24, 2013 - November 6, 2013

### Applications Received Through January 24, 2013 - November 6, 2013

	Number Received	Capacity Allocations Requested (kW-AC)	Capacity Against the Cap (kW)
Transitional Cap Allocations	42	15,520	14,776
Applications for Cap Allocation	432	356,970	280,148
<b>Total</b>	<b>474</b>	<b>372,490</b>	<b>294,924</b>

<sup>a</sup> For solar, capacity against the cap is calculated as 80% of the DC-STC rating.

### Private Cap: Available, Interconnected, Transitional and Reserved Capacity (Values in kW)

Company	Net Metering Cap	Interconnected <sup>a</sup> July 31, 2013	Reserved <sup>b</sup> November 6, 2013	Pending <sup>c</sup> November 6, 2013	Capacity Available <sup>e</sup> November 6, 2013	Waiting List <sup>d</sup> November 6, 2013
NGrid-MECo	153,930	80,723	28,436	2,529	42,242	
NSTAR	149,340	48,824	13,982	4,637	81,896	
WMECO	25,350	8,236	1,382	27	15,705	
Unitil	3,060	829	1,704	0	527	
NGrid-Nantucket	1,224	307	0	0	917	
<b>Total</b>	<b>332,904</b>	<b>138,918</b>	<b>45,505</b>	<b>7,194</b>	<b>141,287</b>	<b>-</b>

### Public Cap: Available, Interconnected, Transitional and Reserved Capacity (Values in kW)

Company	Net Metering Cap	Interconnected <sup>a</sup> July 31, 2013	Reserved <sup>b</sup> November 6, 2013	Pending <sup>c</sup> November 6, 2013	Capacity Available <sup>e</sup> November 6, 2013	Waiting List <sup>d</sup> November 6, 2013
NGrid-MECo	153,930	21,151	130,534	0	2,244*	13,860
NSTAR	149,340	36,531	79,154	16,160	17,495	
WMECO	25,350	12,947	12,227	0	177	
Unitil	3,060	292	2,768	0	0*	112
NGrid-Nantucket	1,224	0	0	0	1,224	
<b>Total</b>	<b>332,904</b>	<b>70,921</b>	<b>224,683</b>	<b>16,160</b>	<b>21,140</b>	<b>13,971</b>

<sup>a</sup> Includes (1) facilities reported by the distribution companies as interconnected as of 1/24/2013 including grandfathered facilities, (2) facilities with Transitional Cap Allocations, and (3) facilities which received a Cap Allocation through the System of Assurance.

<sup>b</sup> Includes facilities with a cap allocation under a "Reserved" or "Complete" status. Allocations may be revoked or withdrawn.

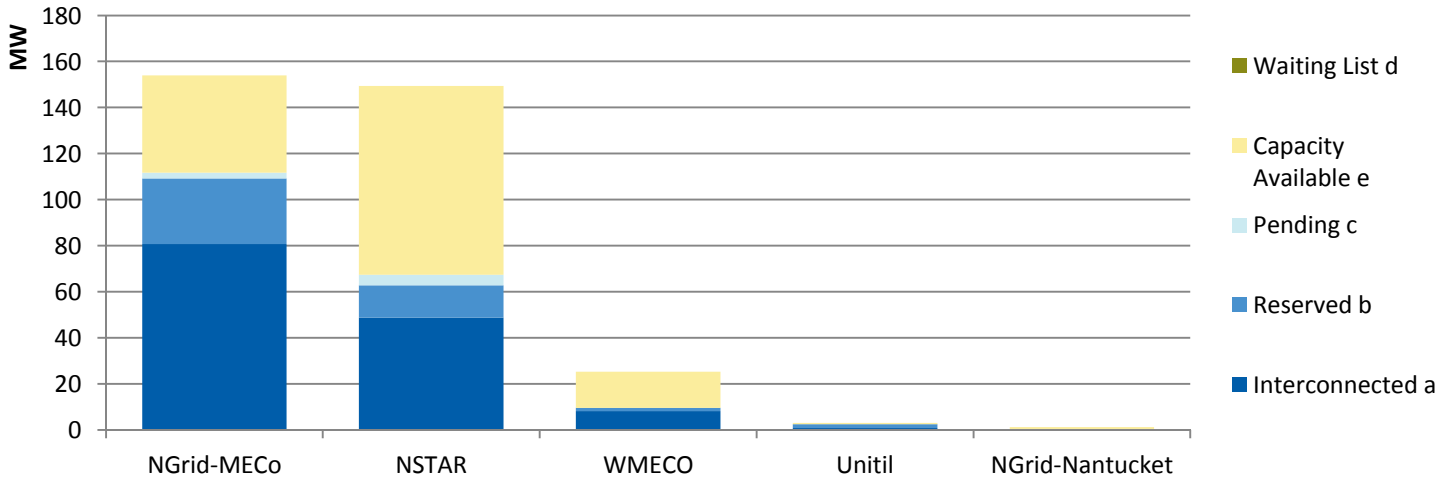
<sup>c</sup> Includes Applications for Cap Allocation (ACA) "Submitted" for review to the Administrator and "Disputed" cap allocations or applications per Section 10, D.P.U. 11-11-A, Appendix A (10/25/13).

<sup>d</sup> Includes ACAs on the "Waiting List" pending additional Cap space.

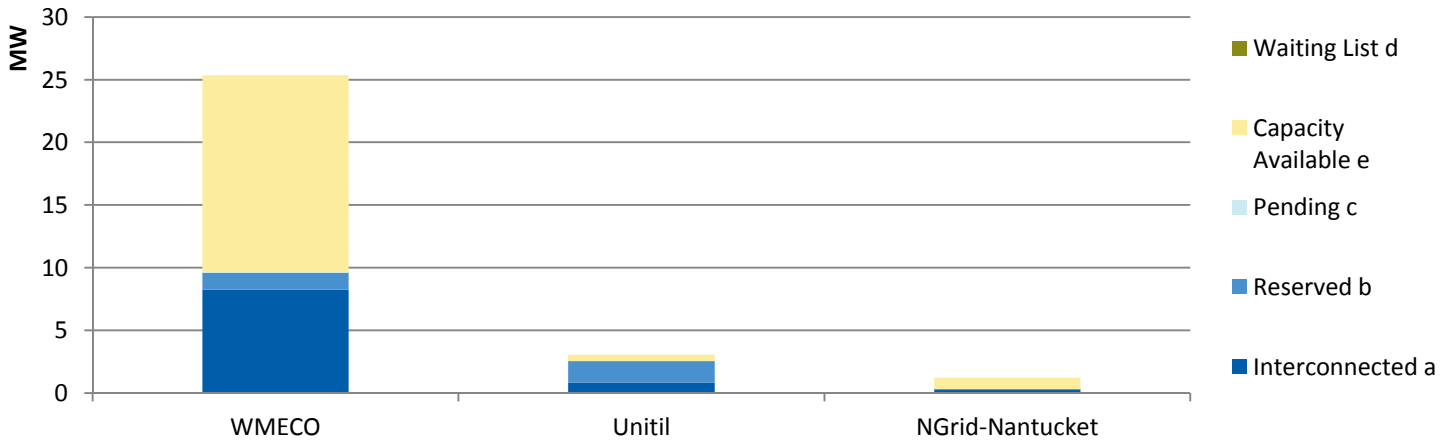
<sup>e</sup> Capacity available under the Caps less Reserved and Pending Allocations.

\*Capacity Available for partial allocations to Facilities with a complete Application and position on the Waiting List.

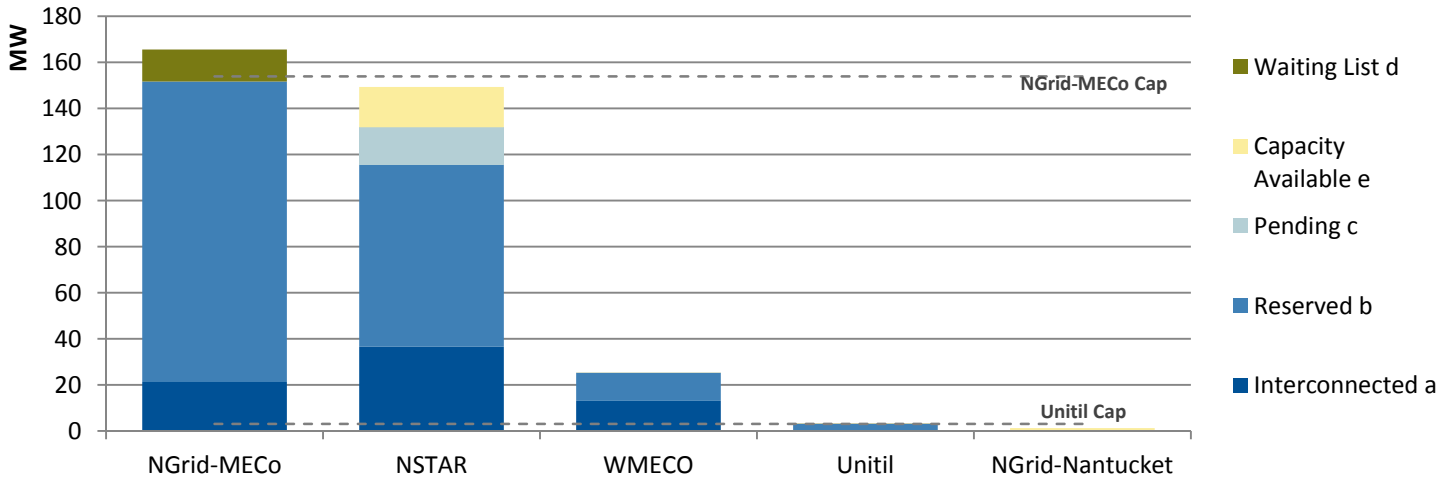
**Table 1: Capacity under the Private Cap (Values in MW)**



**Table 1a: Capacity under the Private Cap (Values in MW)  
WMECO, Unitil and National Grid Nantucket Detail**



**Table 2: Capacity under the Public Cap (Values in MW)**



**Table 2a: Capacity under the Public Cap (Values in MW)  
WMECO, Unitil and National Grid Nantucket Detail**

