

Application Activity and Remaining Capacity Report

Massachusetts System of Assurance of Net Metering Eligibility

The data provided reflects the available and installed capacity under the Public and Private Caps as of November 13, 2013. Updated Cap information is provided on a weekly basis each Wednesday.

Date: November 13, 2013

Period Covered: January 24, 2013 - November 13, 2013

Applications Received Through January 24, 2013 - November 13, 2013

	Number Received	Capacity Allocations Requested (kW-AC)	Capacity Against the Cap (kW)
Transitional Cap Allocations	42	15,520	14,776
Applications for Cap Allocation	407	397,641	307,984
Total	449	413,161	322,760

^a For solar, capacity against the cap is calculated as 80% of the DC-STC rating.

Private Cap: Available, Interconnected, Transitional and Reserved Capacity (Values in kW)

Company	Net Metering Cap	Interconnected ^a July 31, 2013	Reserved ^b November 13, 2013	Pending ^c November 13, 2013	Capacity Available ^e November 13, 2013	Waiting List ^d November 13, 2013
NGrid-MECo	153,930	82,856	27,183	4,185	39,706	
NSTAR	149,340	54,310	13,004	1,282	80,745	
WMECO	25,350	9,274	371	87	15,618	
Unitil	3,060	829	1,704	0	527	
NGrid-Nantucket	1,224	307	0	0	917	
Total	332,904	147,576	42,261	5,554	137,513	-

Public Cap: Available, Interconnected, Transitional and Reserved Capacity (Values in kW)

Company	Net Metering Cap	Interconnected ^a July 31, 2013	Reserved ^b November 13, 2013	Pending ^c November 13, 2013	Capacity Available ^e November 13, 2013	Waiting List ^d November 13, 2013
NGrid-MECo	153,930	27,357	124,644	0	1,929*	11,093
NSTAR	149,340	36,531	80,754	11,734	20,321	
WMECO	25,350	12,947	12,227	0	177	
Unitil	3,060	292	2,768	0	0*	
NGrid-Nantucket	1,224	0	0	0	1,224	
Total	332,904	77,127	220,393	11,734	23,651	11,093

^a Includes (1) facilities reported by the distribution companies as interconnected as of 1/24/2013 including grandfathered facilities, (2) facilities with Transitional Cap Allocations, and (3) facilities which received a Cap Allocation through the System of Assurance.

^b Includes facilities with a cap allocation under a "Reserved" or "Complete" status. Allocations may be revoked or withdrawn.

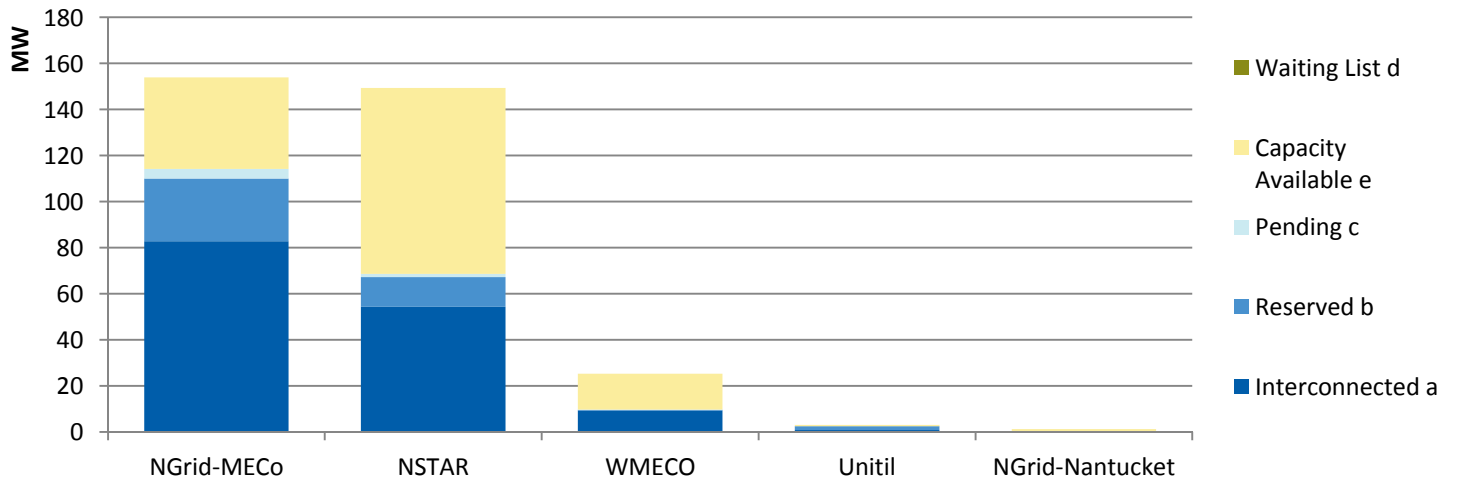
^c Includes Applications for Cap Allocation (ACA) "Submitted" for review to the Administrator and "Disputed" cap allocations or applications per Section 10, D.P.U. 11-11-A, Appendix A (10/25/13).

^d Includes ACAs on the "Waiting List" pending additional Cap space.

^e Capacity available under the Caps less Reserved and Pending Allocations.

*Capacity Available for partial allocations to Facilities with a complete Application and position on the Waiting List.

Table 1: Capacity under the Private Cap (Values in MW)



**Table 1a: Capacity under the Private Cap (Values in MW)
WMECO, Unitil and National Grid Nantucket Detail**

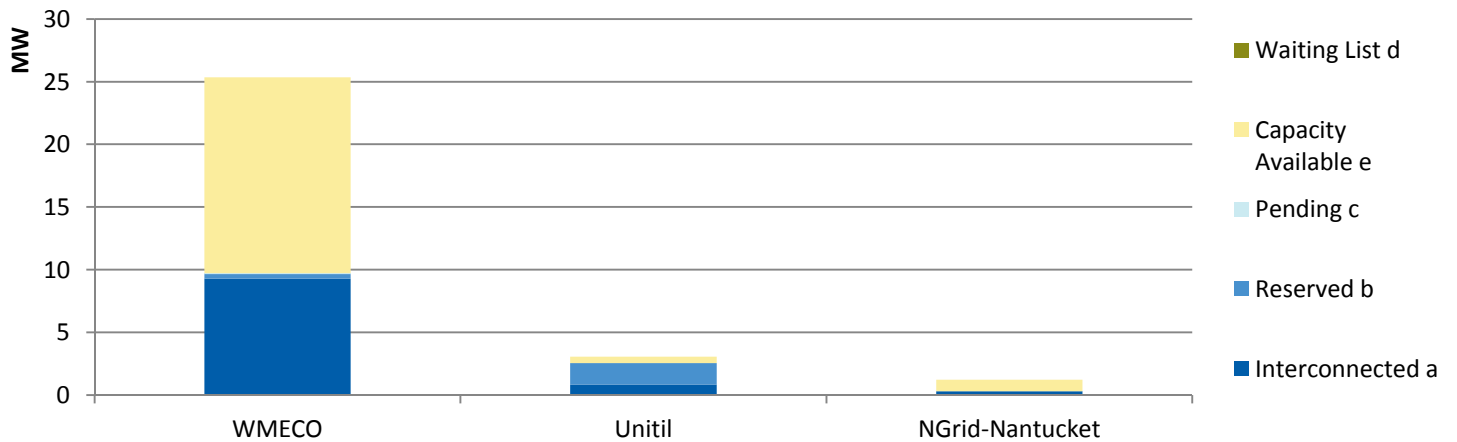
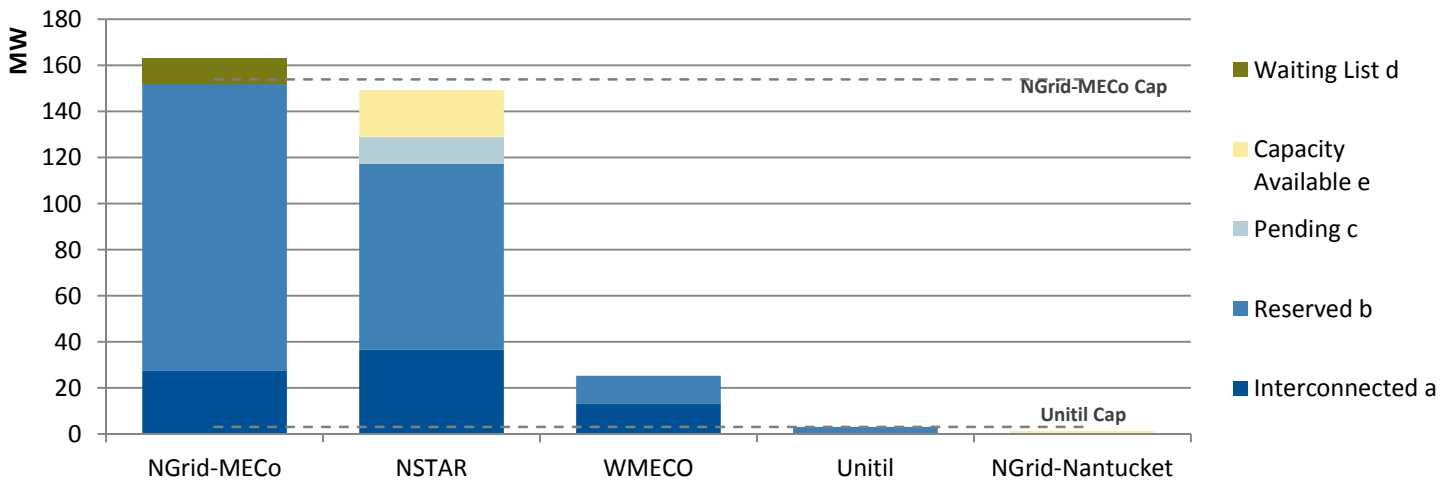


Table 2: Capacity under the Public Cap (Values in MW)



**Table 2a: Capacity under the Public Cap (Values in MW)
WMECO, Unitil and National Grid Nantucket Detail**

