

Application Activity and Remaining Capacity Report

Massachusetts System of Assurance of Net Metering Eligibility

The data provided reflects the available and installed capacity under the Public and Private Caps as of July 24, 2013. Updated Cap information will be provided as it becomes available.

Date: July 24, 2013

Period Covered: January 24, 2013 - July 24, 2013

Applications Received Through July 23, 2013

	Number Received	Capacity Allocations Requested (kW-AC)	Capacity Against the Cap (kW) ^a
Transitional Cap Allocations	54	15,520	14,776
Applications for Cap Allocation	233	235,952	223,157
Total	287	251,472	237,933

^a For solar, capacity against the cap is calculated as 80% of the DC-STC rating.

Private Cap: Available, Interconnected, Transitional and Reserved Capacity (Values in kW)

Company	CAP	Interconnected ^a July 1, 2013	Reserved Cap Allocations ^b July 24, 2013	Pending Cap Allocations ^c July 24, 2013	Available Capacity July 24, 2013
NGrid-MECo	153,930	76,546	21,931	1,586	53,866
NSTAR	149,340	47,986	5,859	243	95,252
WMECO	25,350	9,182	253	0	15,915
Unitil	3,060	1,550	672	0	838
NGrid-Nantucket	1,224	307	0	0	917
Total	332,904	135,572	28,715	1,829	166,787

Public Cap: Available, Interconnected, Transitional and Reserved Capacity (Values in kW)

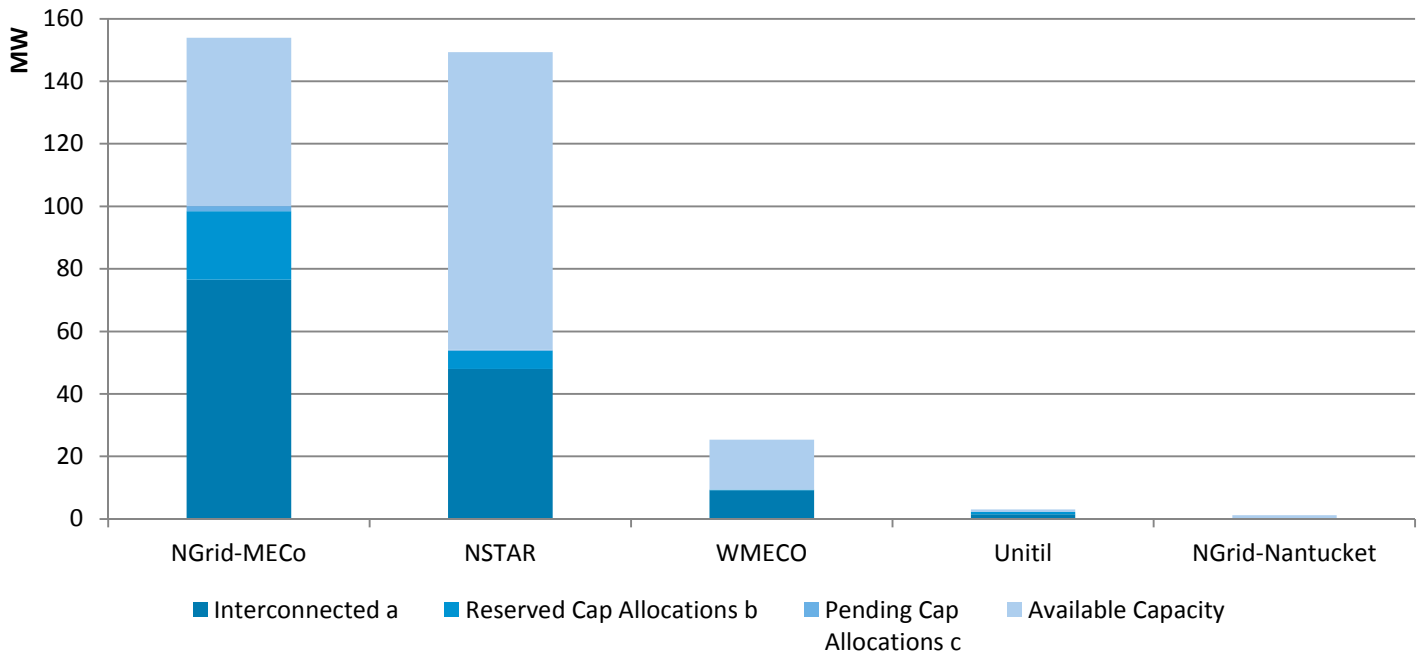
Company	CAP	Interconnected ^a July 1, 2013	Reserved Cap Allocations ^b July 24, 2013	Pending Cap Allocations ^c July 24, 2013	Available Capacity July 24, 2013
NGrid-MECo	153,930	15,157	100,659	14,214	23,900
NSTAR	149,340	34,731	59,718	12,025	42,866
WMECO	25,350	10,850	4,819	1,797	7,884
Unitil	3,060	310	960	0	1,790
NGrid-Nantucket	1,224	0	0	0	1,224
Total	332,904	61,048	166,156	28,035	77,665

^a Includes facilities reported as interconnected as of 7/24/2013, including (1) grandfather facilities reported by the distribution companies as of 7/1/2013, (2) facilities qualified for Transitional Cap Allocations, and (3) facilities which received a Cap Allocation through the System of Assurance.

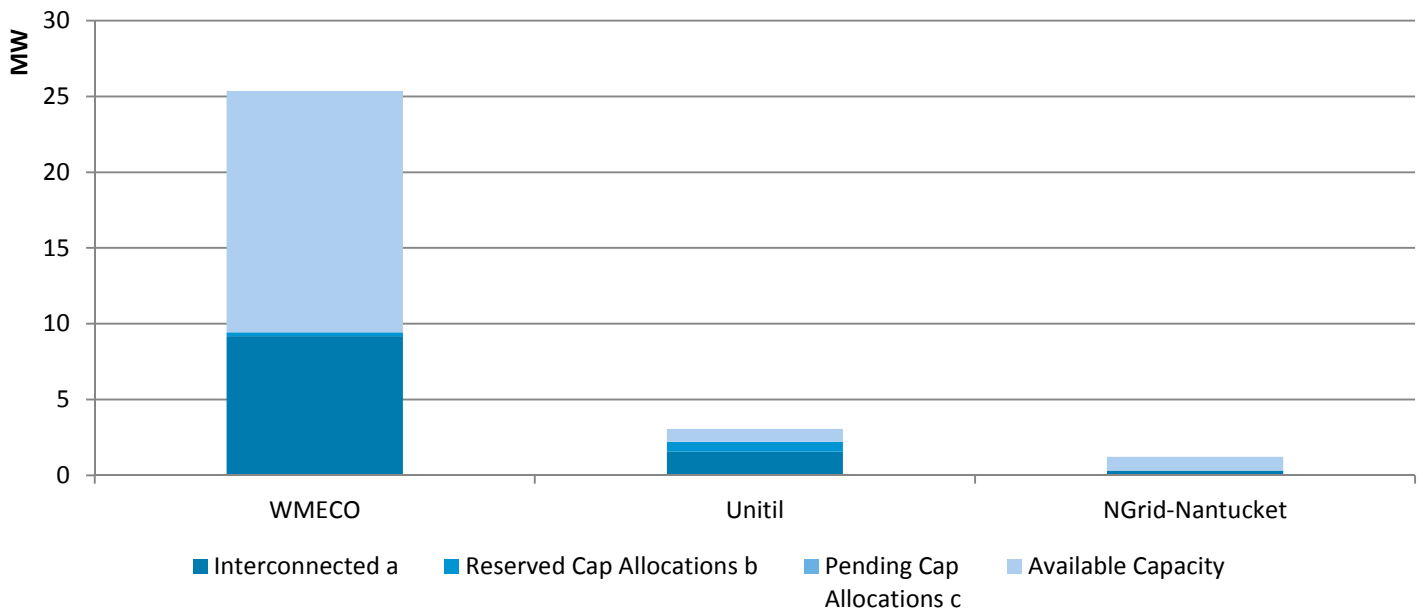
^b Includes facilities with a cap allocation under a "Reserved" or "Complete" status. Allocations may be revoked or withdrawn.

^c Includes (1) "Submitted" Applications for Cap Allocation (ACA) under review by the Administrator and (2) "Disputed" Cap Allocations or applications under dispute per Section 10, D.P.U. 11-11-A, Appendix A (10/25/13).

Table 1: Capacity under the Private Cap (Values in MW)

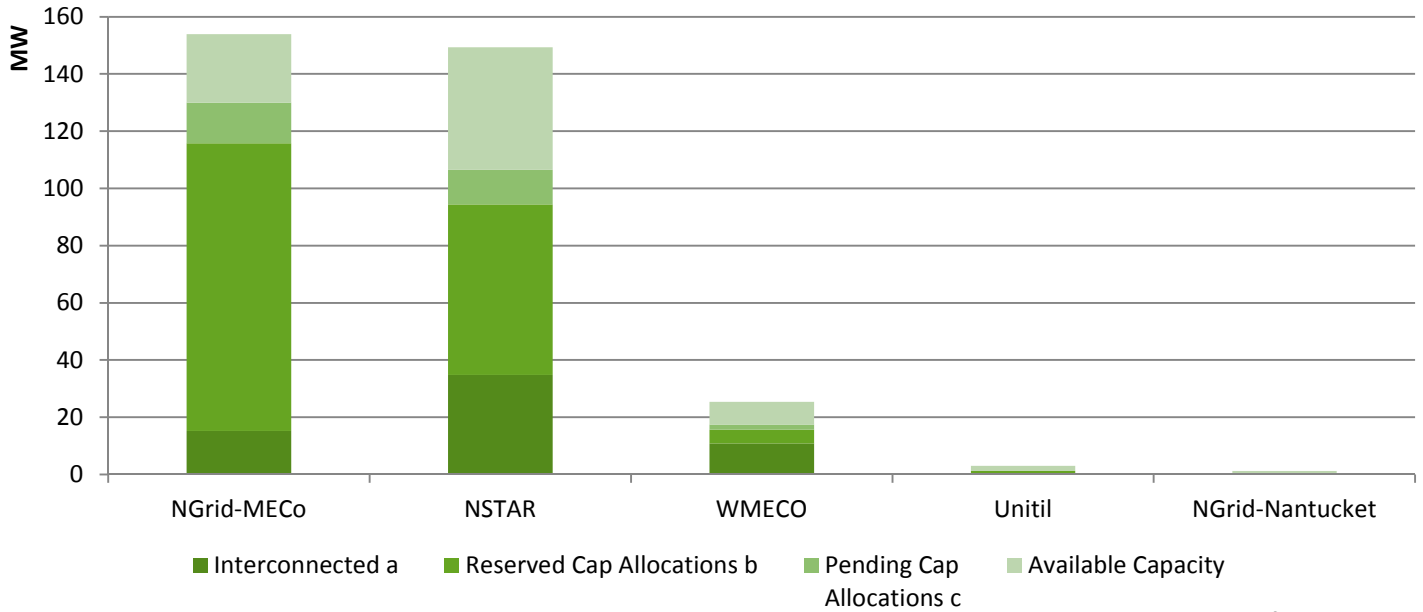


**Table 1a: Capacity under the Private Cap (Values in MW)
WMECO, Unitil, and National Grid Nantucket**



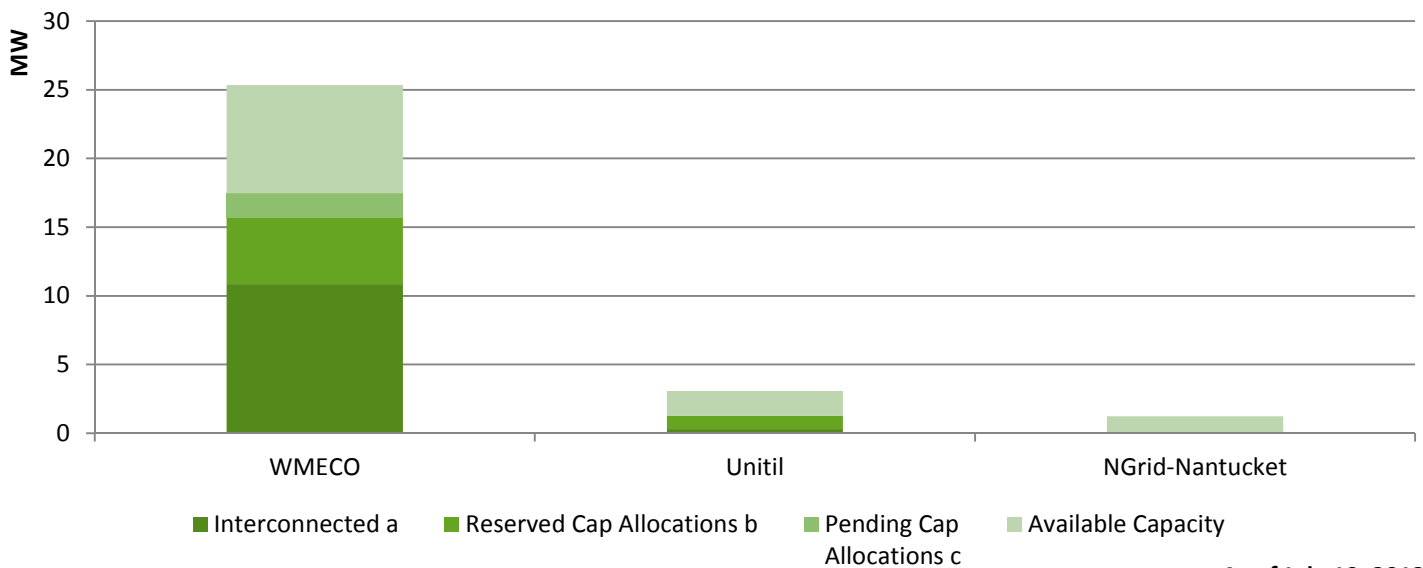
As of July 10, 2013

Table 2: Capacity under the Public Cap (Values in MW)



As of July 10, 2013

**Table 2a: Capacity under the Public Cap (Values in MW)
WMECO, Unitil, and National Grid Nantucket**



As of July 10, 2013