

# Application Activity and Remaining Capacity Report

## Massachusetts System of Assurance of Net Metering Eligibility

The data provided reflects the available and installed capacity under the Public and Private Caps as of April 23, 2014. Updated Cap information is provided on a weekly basis each Wednesday.

Date: April 23, 2014

Period Covered: January 24, 2013 - April 23, 2014

### Applications Received Through January 24, 2013 - April 23, 2014

	Number Received	Capacity Allocations Requested (kW-AC)	Capacity Against the Cap (kW)
Transitional Cap Allocations	42	15,520	14,776
Applications for Cap Allocation	749	475,185	356,482
<b>Total</b>	<b>791</b>	<b>490,705</b>	<b>371,258</b>

<sup>a</sup> For solar, capacity against the cap is calculated as 80% of the DC-STC rating.

### Private Cap: Available, Interconnected, Transitional and Reserved Capacity (Values in kW)

Company	Net Metering Cap	Interconnected <sup>a</sup> July 31, 2013	Reserved <sup>b</sup> April 23, 2014	Pending <sup>c</sup> April 23, 2014	Capacity Available <sup>e</sup> April 23, 2014	Waiting List <sup>d</sup> April 23, 2014
NGrid-MECo	153,930	94,243	34,311	1,437	23,939	
NSTAR	149,340	65,036	9,704	2,565	72,034	
WMECO	25,350	7,780	3,765	12	13,793	
Unitil	3,060	1,523	1,048	0	490	
NGrid-Nantucket	1,224	350	0	0	874	
<b>Total</b>	<b>332,904</b>	<b>168,932</b>	<b>48,828</b>	<b>4,014</b>	<b>111,130</b>	<b>-</b>

### Public Cap: Available, Interconnected, Transitional and Reserved Capacity (Values in kW)

Company	Net Metering Cap	Interconnected <sup>a</sup> July 31, 2013	Reserved <sup>b</sup> April 23, 2014	Pending <sup>c</sup> April 23, 2014	Capacity Available <sup>e</sup> April 23, 2014	Waiting List <sup>d</sup> April 23, 2014
NGrid-MECo	153,930	78,470	73,807	0	1,652*	18,523
NSTAR	149,340	55,135	86,771	0	7,434	
WMECO	25,350	10,242	12,227	0	2,882	
Unitil	3,060	292	2,768	0	0*	
NGrid-Nantucket	1,224	0	0	0	1,224	
<b>Total</b>	<b>332,904</b>	<b>144,138</b>	<b>175,573</b>	<b>0</b>	<b>0</b>	<b>18,523</b>

<sup>a</sup> Includes (1) facilities reported by the distribution companies as interconnected as of 1/24/2013 including grandfathered facilities, (2) facilities with Transitional Cap Allocations, and (3) facilities which received a Cap Allocation through the System of Assurance.

<sup>b</sup> Includes facilities with a cap allocation under a "Reserved" or "Complete" status. Allocations may be revoked or withdrawn.

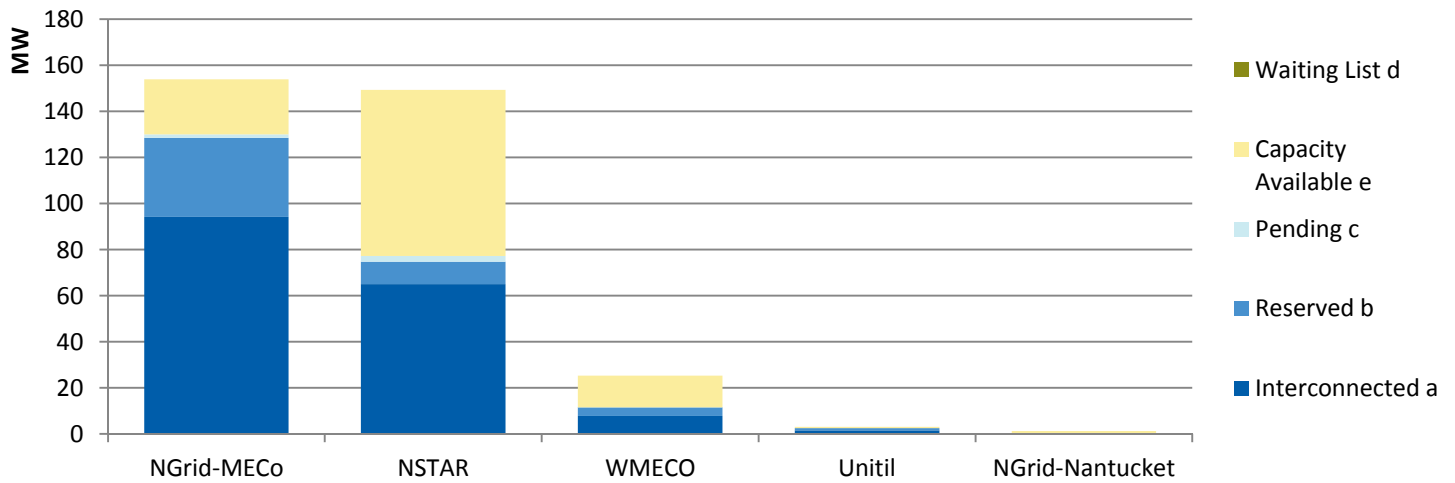
<sup>c</sup> Includes Applications for Cap Allocation (ACA) "Submitted" for review to the Administrator and "Disputed" cap allocations or applications per Section 10, D.P.U. 11-11-A, Appendix A (10/25/13).

<sup>d</sup> Includes ACAs on the "Waiting List" pending additional Cap space.

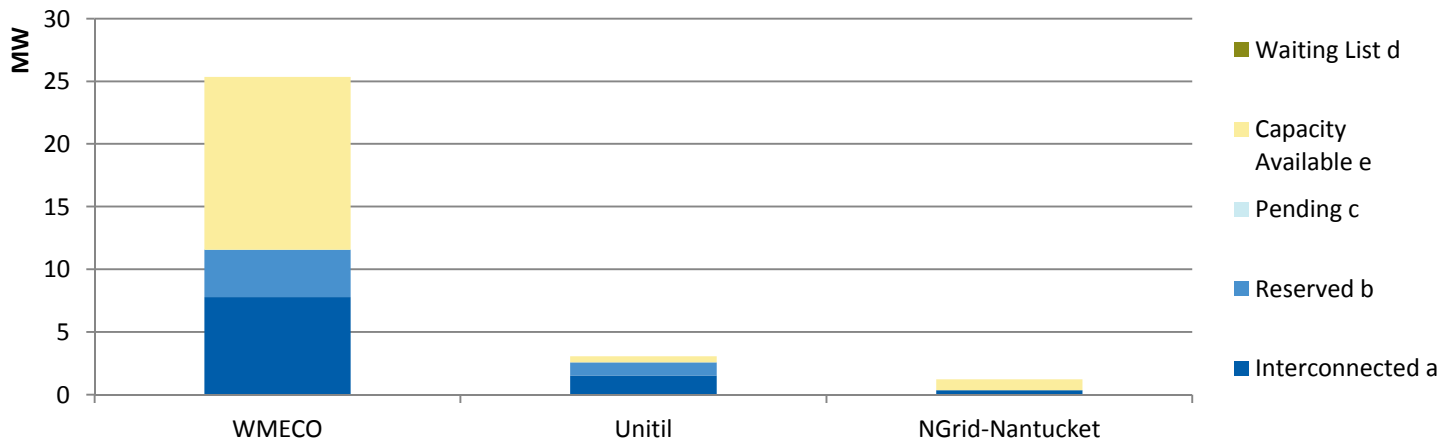
<sup>e</sup> Capacity available under the Caps less Reserved and Pending Allocations.

\*Capacity Available for partial allocations to Facilities with a complete Application and position on the Waiting List.

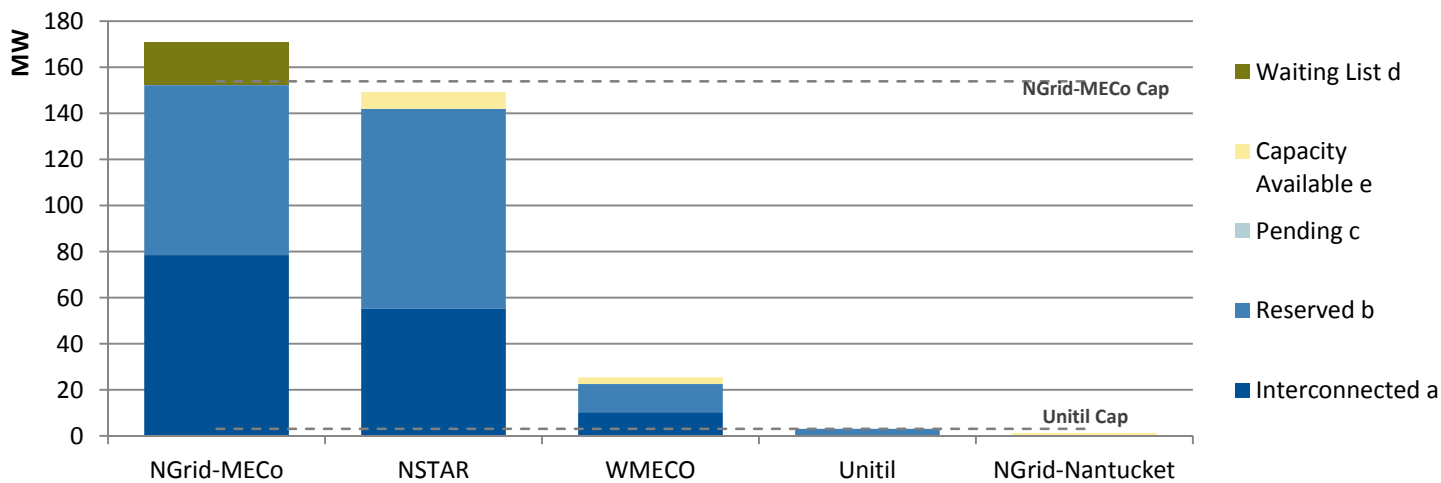
**Table 1: Capacity under the Private Cap (Values in MW)**



**Table 1a: Capacity under the Private Cap (Values in MW)  
WMECO, Unitil and National Grid Nantucket Detail**



**Table 2: Capacity under the Public Cap (Values in MW)**



**Table 2a: Capacity under the Public Cap (Values in MW)  
WMECO, Unitil and National Grid Nantucket Detail**

