

# Application Activity and Remaining Capacity Report

## Massachusetts System of Assurance of Net Metering Eligibility

The data provided reflects the available and installed capacity under the Public and Private Caps as of January 1, 2014. Updated Cap information is provided on a weekly basis each Wednesday.

Date: January 1, 2014

Period Covered: January 24, 2013 - January 1, 2014

### Applications Received Through January 24, 2013 - January 1, 2014

	Number Received	Capacity Allocations Requested (kW-AC)	Capacity Against the Cap (kW)
Transitional Cap Allocations	42	15,520	14,776
Applications for Cap Allocation	346	408,078	309,311
<b>Total</b>	<b>388</b>	<b>423,598</b>	<b>324,087</b>

<sup>a</sup> For solar, capacity against the cap is calculated as 80% of the DC-STC rating.

### Private Cap: Available, Interconnected, Transitional and Reserved Capacity (Values in kW)

Company	Net Metering Cap	Interconnected <sup>a</sup> July 31, 2013	Reserved <sup>b</sup> January 1, 2014	Pending <sup>c</sup> January 1, 2014	Capacity Available <sup>e</sup> January 1, 2014	Waiting List <sup>d</sup> January 1, 2014
NGrid-MECo	153,930	89,348	25,843	1,347	37,391	
NSTAR	149,340	57,070	12,869	1,033	78,368	
WMECO	25,350	9,484	274	789	14,804	
Unitil	3,060	1,501	1,044	0	515	
NGrid-Nantucket	1,224	307	0	0	917	
<b>Total</b>	<b>332,904</b>	<b>157,710</b>	<b>40,030</b>	<b>3,170</b>	<b>131,994</b>	<b>-</b>

### Public Cap: Available, Interconnected, Transitional and Reserved Capacity (Values in kW)

Company	Net Metering Cap	Interconnected <sup>a</sup> July 31, 2013	Reserved <sup>b</sup> January 1, 2014	Pending <sup>c</sup> January 1, 2014	Capacity Available <sup>e</sup> January 1, 2014	Waiting List <sup>d</sup> January 1, 2014
NGrid-MECo	153,930	63,334	87,230	0	3,366*	13,041
NSTAR	149,340	48,582	82,940	4,798	13,020	
WMECO	25,350	12,947	12,227	0	177	
Unitil	3,060	292	2,768	0	0*	
NGrid-Nantucket	1,224	0	0	0	1,224	
<b>Total</b>	<b>332,904</b>	<b>125,155</b>	<b>185,164</b>	<b>4,798</b>	<b>17,787</b>	<b>13,041</b>

<sup>a</sup> Includes (1) facilities reported by the distribution companies as interconnected as of 1/24/2013 including grandfathered facilities, (2) facilities with Transitional Cap Allocations, and (3) facilities which received a Cap Allocation through the System of Assurance.

<sup>b</sup> Includes facilities with a cap allocation under a "Reserved" or "Complete" status. Allocations may be revoked or withdrawn.

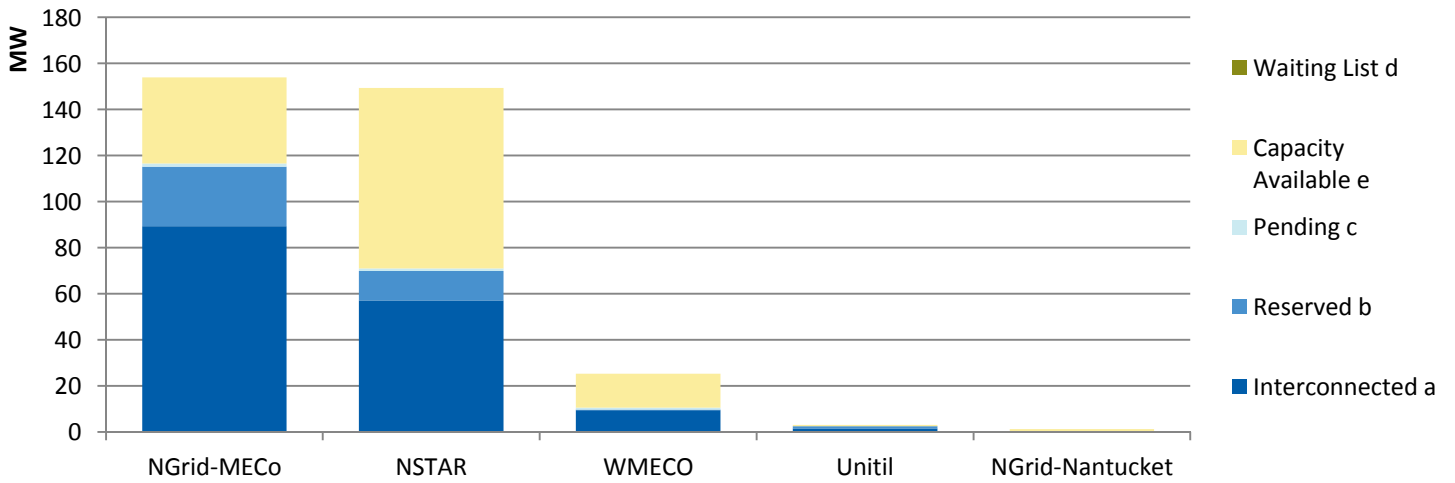
<sup>c</sup> Includes Applications for Cap Allocation (ACA) "Submitted" for review to the Administrator and "Disputed" cap allocations or applications per Section 10, D.P.U. 11-11-A, Appendix A (10/25/13).

<sup>d</sup> Includes ACAs on the "Waiting List" pending additional Cap space.

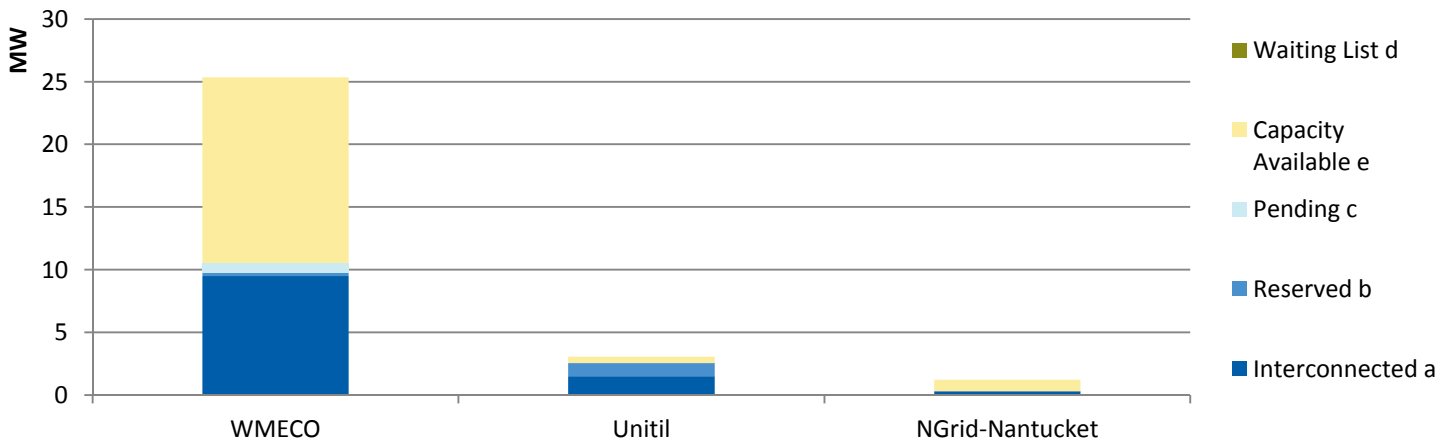
<sup>e</sup> Capacity available under the Caps less Reserved and Pending Allocations.

\*Capacity Available for partial allocations to Facilities with a complete Application and position on the Waiting List.

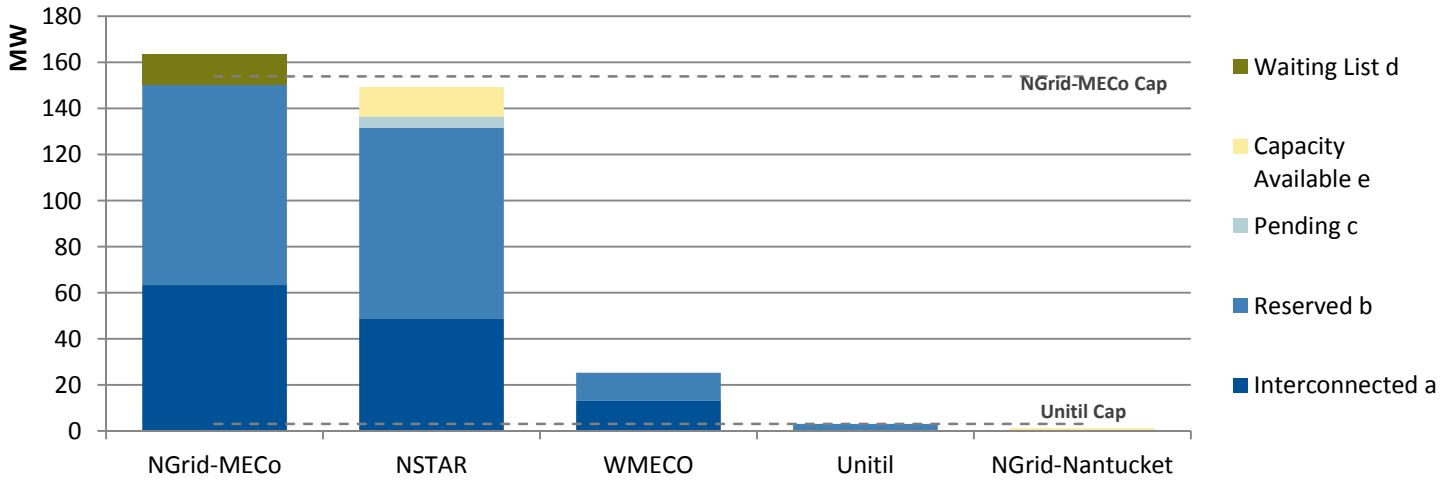
**Table 1: Capacity under the Private Cap (Values in MW)**



**Table 1a: Capacity under the Private Cap (Values in MW)  
WMECO, Unitil and National Grid Nantucket Detail**



**Table 2: Capacity under the Public Cap (Values in MW)**



**Table 2a: Capacity under the Public Cap (Values in MW)  
WMECO, Unitil and National Grid Nantucket Detail**

