

Application Activity and Remaining Capacity Report

Massachusetts System of Assurance of Net Metering Eligibility

The data provided reflects the available and installed capacity under the Public and Private Caps as of February 19, 2014. Updated Cap information is provided on a weekly basis each Wednesday.

Date: February 19, 2014

Period Covered: January 24, 2013 - February 19, 2014

Applications Received Through January 24, 2013 - February 19, 2014

	Number Received	Capacity Allocations Requested (kW-AC)	Capacity Against the Cap (kW)
Transitional Cap Allocations	42	15,520	14,776
Applications for Cap Allocation	338	454,718	351,794
Total	380	470,238	366,570

^a For solar, capacity against the cap is calculated as 80% of the DC-STC rating.

Private Cap: Available, Interconnected, Transitional and Reserved Capacity (Values in kW)

Company	Net Metering Cap	Interconnected ^a July 31, 2013	Reserved ^b February 19, 2014	Pending ^c February 19, 2014	Capacity Available ^e February 19, 2014	Waiting List ^d February 19, 2014
NGrid-MECo	153,930	97,738	22,920	9,969	23,303	
NSTAR	149,340	63,531	10,455	1,262	74,091	
WMECO	25,350	9,817	3,075	316	12,142	
Unitil	3,060	1,523	1,048	0	490	
NGrid-Nantucket	1,224	307	0	0	917	
Total	332,904	172,916	37,498	11,547	110,944	-

Public Cap: Available, Interconnected, Transitional and Reserved Capacity (Values in kW)

Company	Net Metering Cap	Interconnected ^a July 31, 2013	Reserved ^b February 19, 2014	Pending ^c February 19, 2014	Capacity Available ^e February 19, 2014	Waiting List ^d February 19, 2014
NGrid-MECo	153,930	69,710	84,220	0	0*	11,483
NSTAR	149,340	55,135	86,771	2,400	5,034	
WMECO	25,350	12,947	12,227	0	177	
Unitil	3,060	292	2,768	0	0*	
NGrid-Nantucket	1,224	0	0	0	1,224	
Total	332,904	138,083	185,986	2,400	0	11,483

^a Includes (1) facilities reported by the distribution companies as interconnected as of 1/24/2013 including grandfathered facilities, (2) facilities with Transitional Cap Allocations, and (3) facilities which received a Cap Allocation through the System of Assurance.

^b Includes facilities with a cap allocation under a "Reserved" or "Complete" status. Allocations may be revoked or withdrawn.

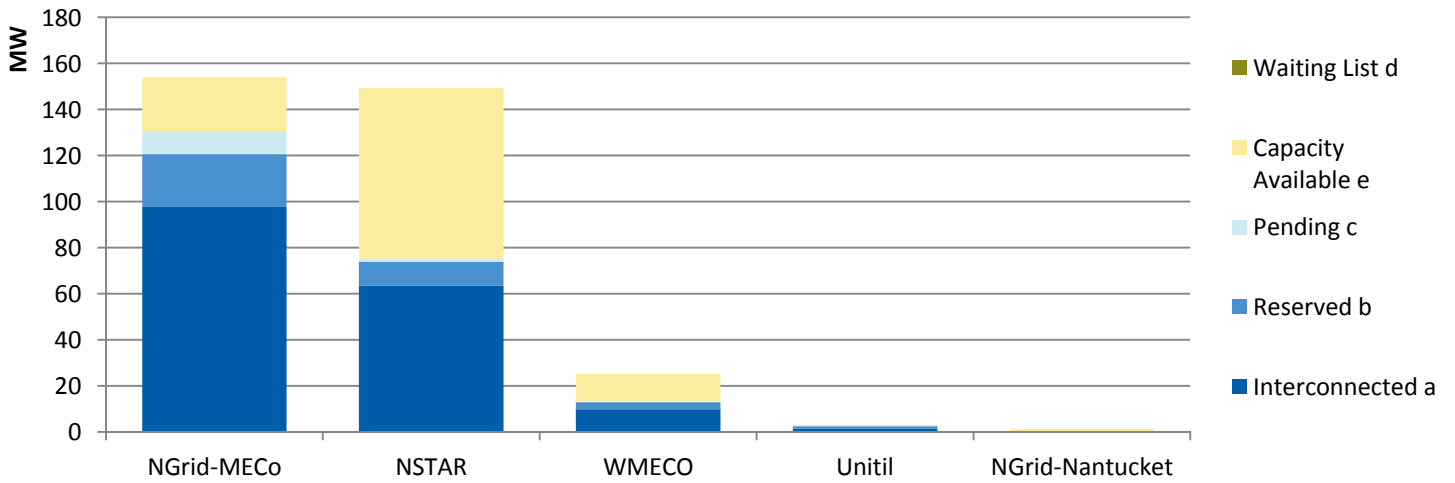
^c Includes Applications for Cap Allocation (ACA) "Submitted" for review to the Administrator and "Disputed" cap allocations or applications per Section 10, D.P.U. 11-11-A, Appendix A (10/25/13).

^d Includes ACAs on the "Waiting List" pending additional Cap space.

^e Capacity available under the Caps less Reserved and Pending Allocations.

*Capacity Available for partial allocations to Facilities with a complete Application and position on the Waiting List.

Table 1: Capacity under the Private Cap (Values in MW)



**Table 1a: Capacity under the Private Cap (Values in MW)
WMECO, Unitil and National Grid Nantucket Detail**

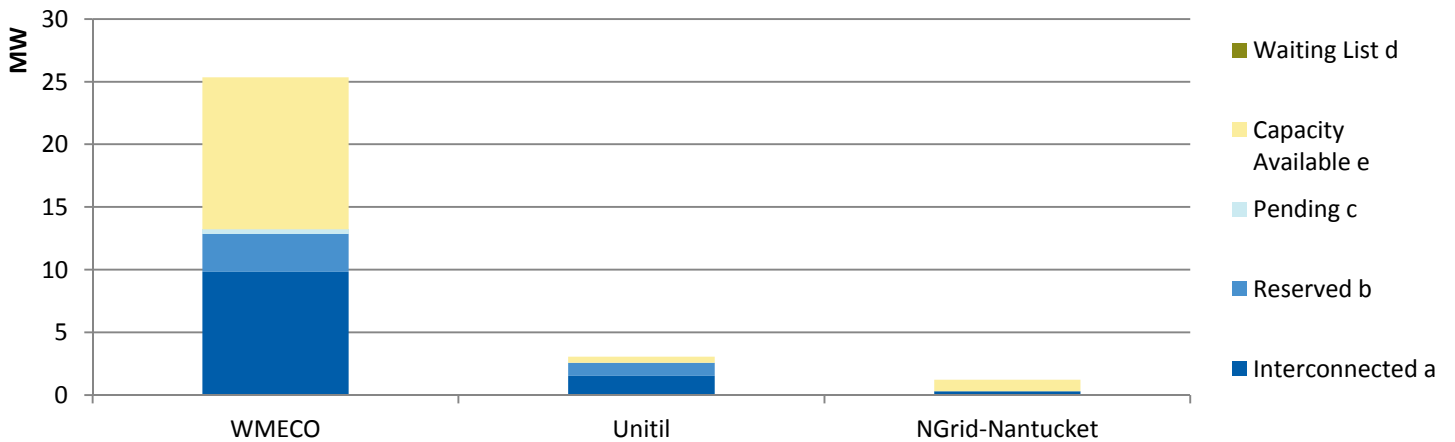
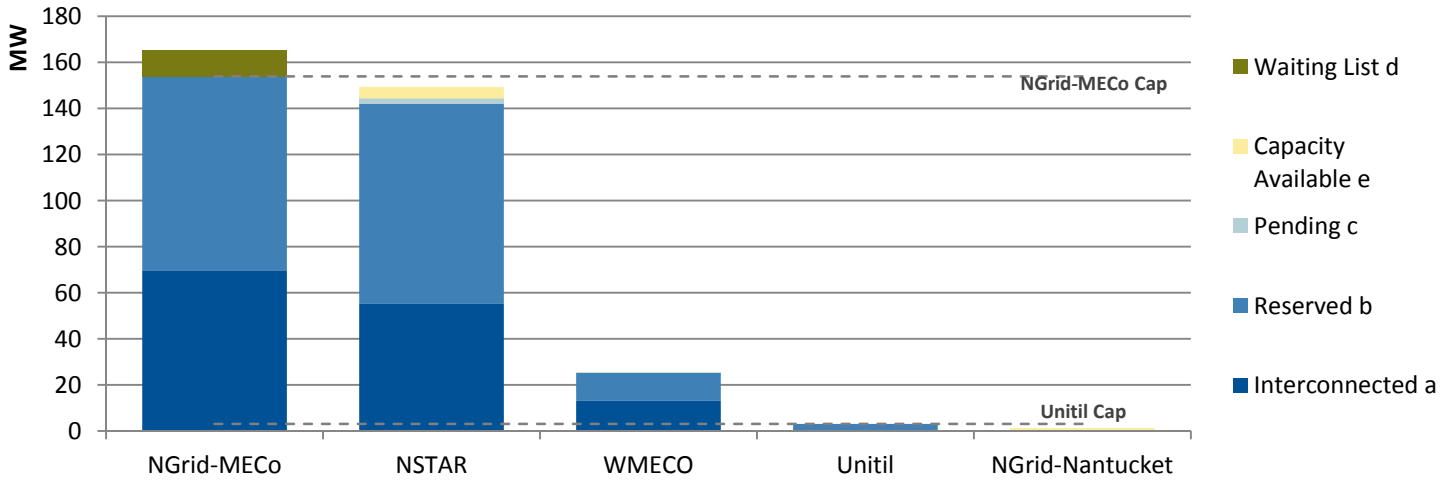


Table 2: Capacity under the Public Cap (Values in MW)



**Table 2a: Capacity under the Public Cap (Values in MW)
WMECO, Unitil and National Grid Nantucket Detail**

