

Application Activity and Remaining Capacity Report

Massachusetts System of Assurance of Net Metering Eligibility

The data provided reflects the available and installed capacity under the Public and Private Caps as of December 18, 2013. Updated Cap information is provided on a weekly basis each Wednesday.

Date: December 18, 2013

Period Covered: January 24, 2013 - December 18, 2013

Applications Received Through January 24, 2013 - December 18, 2013

	Number Received	Capacity Allocations Requested (kW-AC)	Capacity Against the Cap (kW)
Transitional Cap Allocations	42	15,520	14,776
Applications for Cap Allocation	388	397,348	301,549
Total	430	412,868	316,325

^a For solar, capacity against the cap is calculated as 80% of the DC-STC rating.

Private Cap: Available, Interconnected, Transitional and Reserved Capacity (Values in kW)

Company	Net Metering Cap	Interconnected ^a July 31, 2013	Reserved ^b December 18, 2013	Pending ^c December 18, 2013	Capacity Available ^e December 18, 2013	Waiting List ^d December 18, 2013
NGrid-MECo	153,930	86,074	19,727	3,216	44,913	
NSTAR	149,340	55,534	12,897	1,765	79,145	
WMECO	25,350	9,412	319	26	15,593	
Unitil	3,060	829	1,704	12	515	
NGrid-Nantucket	1,224	307	0	0	917	
Total	332,904	152,156	34,648	5,018	141,082	-

Public Cap: Available, Interconnected, Transitional and Reserved Capacity (Values in kW)

Company	Net Metering Cap	Interconnected ^a July 31, 2013	Reserved ^b December 18, 2013	Pending ^c December 18, 2013	Capacity Available ^e December 18, 2013	Waiting List ^d December 18, 2013
NGrid-MECo	153,930	31,623	117,079	1,376	3,852*	11,325
NSTAR	149,340	36,531	85,208	6,338	21,263	
WMECO	25,350	12,947	12,227	0	177	
Unitil	3,060	292	2,768	0	0*	
NGrid-Nantucket	1,224	0	0	0	1,224	
Total	332,904	81,393	217,282	7,714	26,516	11,325

^a Includes (1) facilities reported by the distribution companies as interconnected as of 1/24/2013 including grandfathered facilities, (2) facilities with Transitional Cap Allocations, and (3) facilities which received a Cap Allocation through the System of Assurance.

^b Includes facilities with a cap allocation under a "Reserved" or "Complete" status. Allocations may be revoked or withdrawn.

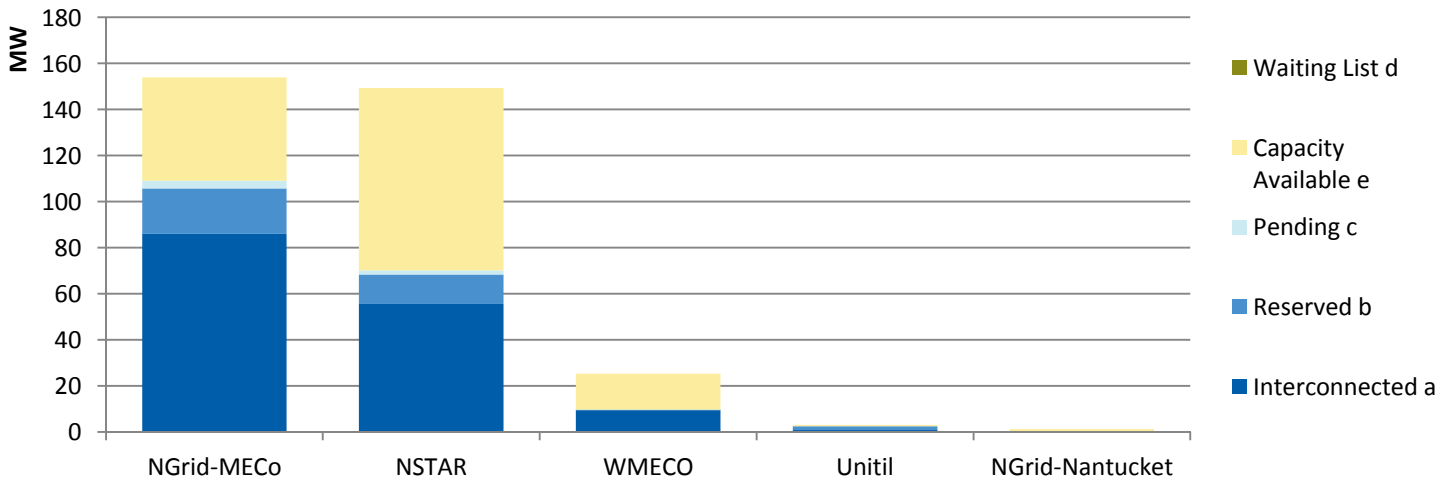
^c Includes Applications for Cap Allocation (ACA) "Submitted" for review to the Administrator and "Disputed" cap allocations or applications per Section 10, D.P.U. 11-11-A, Appendix A (10/25/13).

^d Includes ACAs on the "Waiting List" pending additional Cap space.

^e Capacity available under the Caps less Reserved and Pending Allocations.

*Capacity Available for partial allocations to Facilities with a complete Application and position on the Waiting List.

Table 1: Capacity under the Private Cap (Values in MW)



**Table 1a: Capacity under the Private Cap (Values in MW)
WMECO, Unitil and National Grid Nantucket Detail**

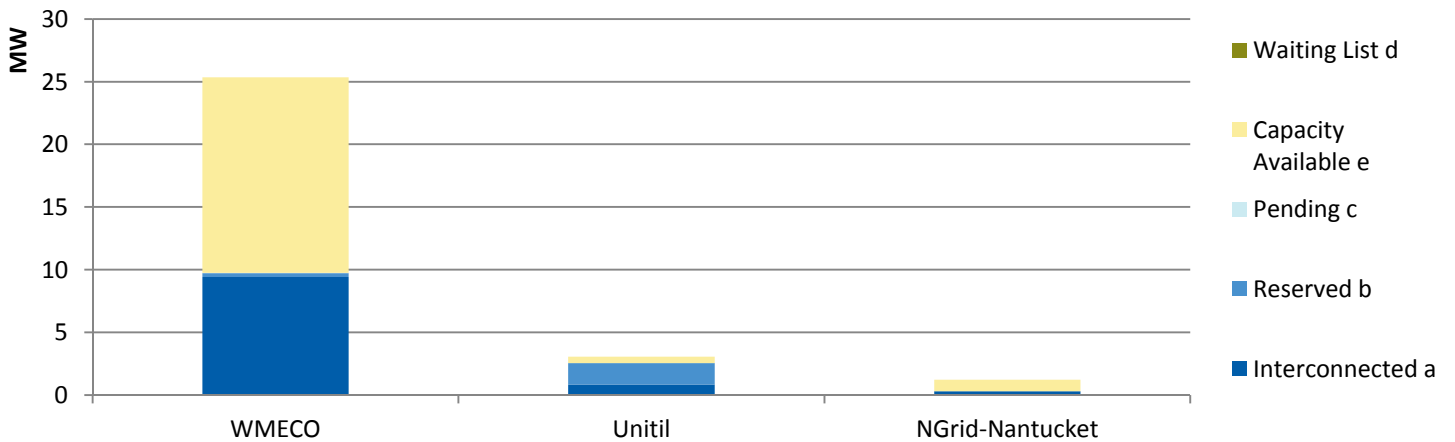
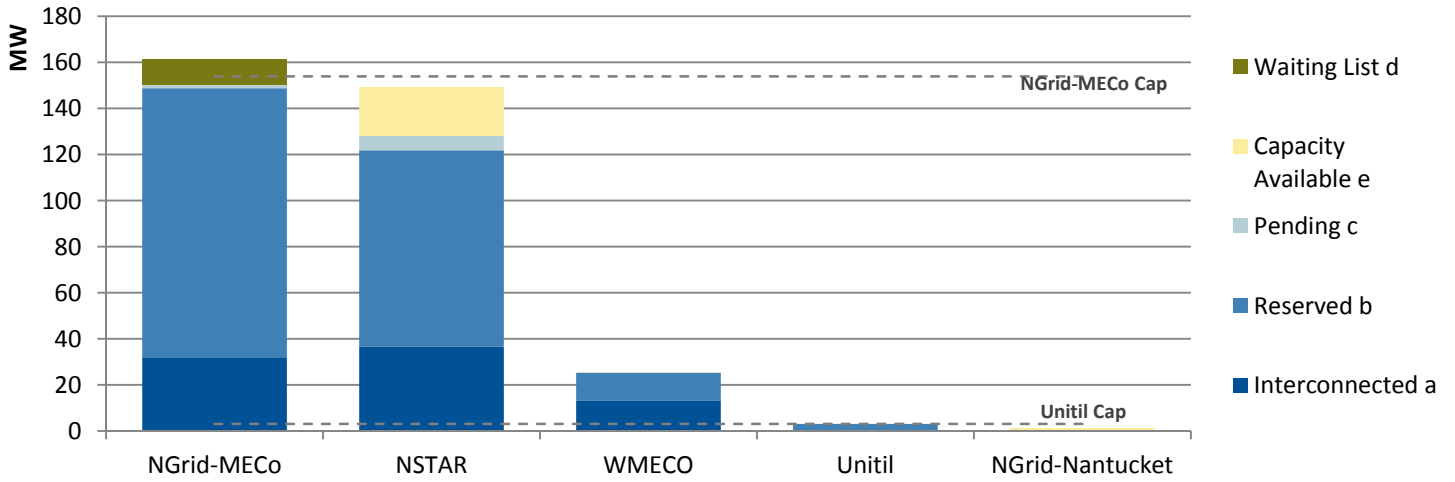


Table 2: Capacity under the Public Cap (Values in MW)



**Table 2a: Capacity under the Public Cap (Values in MW)
WMECO, Unitil and National Grid Nantucket Detail**

