

Application Activity and Remaining Capacity Report

Massachusetts System of Assurance of Net Metering Eligibility

The data provided reflects the available and installed capacity under the Public and Private Caps as of November 13, 2013. Updated Cap information is provided on a weekly basis each Wednesday.

Date: November 13, 2013

Period Covered: January 24, 2013 - November 13, 2013

Applications Received Through January 24, 2013 - November 13, 2013

	Number Received	Capacity Allocations Requested (kW-AC)	Capacity Against the Cap (kW)
Transitional Cap Allocations	42	15,520	14,776
Applications for Cap Allocation	422	391,348	303,314
Total	464	406,868	318,090

^a For solar, capacity against the cap is calculated as 80% of the DC-STC rating.

Private Cap: Available, Interconnected, Transitional and Reserved Capacity (Values in kW)

Company	Net Metering Cap	Interconnected ^a July 31, 2013	Reserved ^b November 13, 2013	Pending ^c November 13, 2013	Capacity Available ^e November 13, 2013	Waiting List ^d November 13, 2013
NGrid-MECo	153,930	81,889	27,572	2,407	42,063	
NSTAR	149,340	49,173	17,567	638	81,962	
WMECO	25,350	9,012	605	27	15,705	
Unitil	3,060	829	1,704	0	527	
NGrid-Nantucket	1,224	307	0	0	917	
Total	332,904	141,210	47,448	3,072	141,174	-

Public Cap: Available, Interconnected, Transitional and Reserved Capacity (Values in kW)

Company	Net Metering Cap	Interconnected ^a July 31, 2013	Reserved ^b November 13, 2013	Pending ^c November 13, 2013	Capacity Available ^e November 13, 2013	Waiting List ^d November 13, 2013
NGrid-MECo	153,930	21,151	130,934	0	1,844*	11,093
NSTAR	149,340	36,531	79,154	12,240	21,415	
WMECO	25,350	12,947	12,227	0	177	
Unitil	3,060	292	2,768	0	0*	
NGrid-Nantucket	1,224	0	0	0	1,224	
Total	332,904	70,921	225,083	12,240	24,660	11,093

^a Includes (1) facilities reported by the distribution companies as interconnected as of 1/24/2013 including grandfathered facilities, (2) facilities with Transitional Cap Allocations, and (3) facilities which received a Cap Allocation through the System of Assurance.

^b Includes facilities with a cap allocation under a "Reserved" or "Complete" status. Allocations may be revoked or withdrawn.

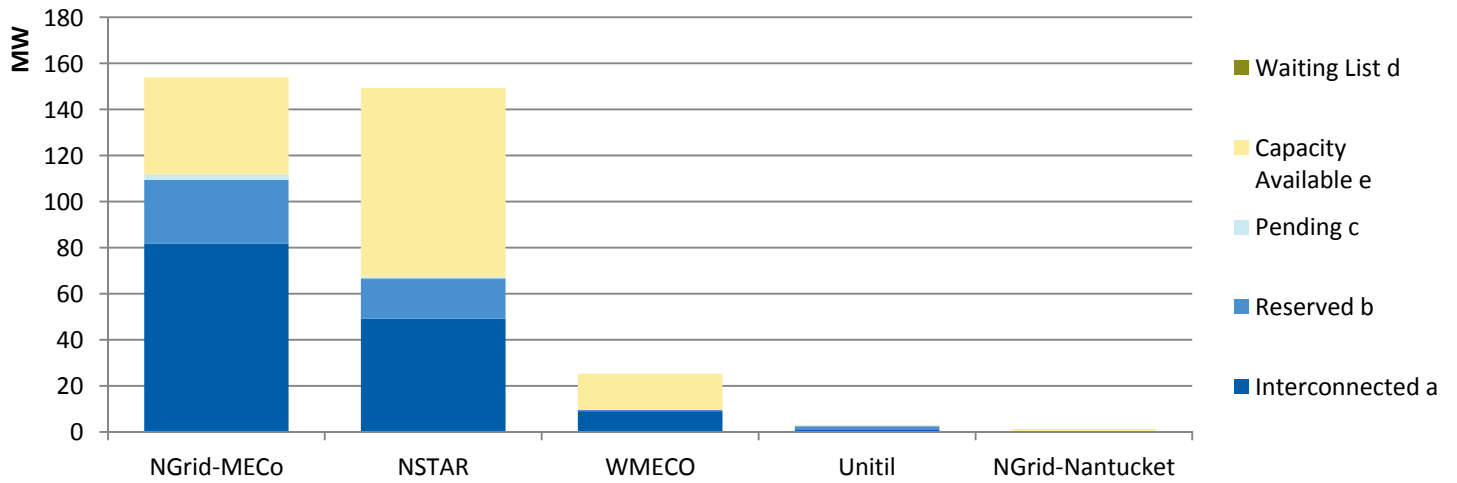
^c Includes Applications for Cap Allocation (ACA) "Submitted" for review to the Administrator and "Disputed" cap allocations or applications per Section 10, D.P.U. 11-11-A, Appendix A (10/25/13).

^d Includes ACAs on the "Waiting List" pending additional Cap space.

^e Capacity available under the Caps less Reserved and Pending Allocations.

*Capacity Available for partial allocations to Facilities with a complete Application and position on the Waiting List.

Table 1: Capacity under the Private Cap (Values in MW)



**Table 1a: Capacity under the Private Cap (Values in MW)
WMECO, Unitil and National Grid Nantucket Detail**

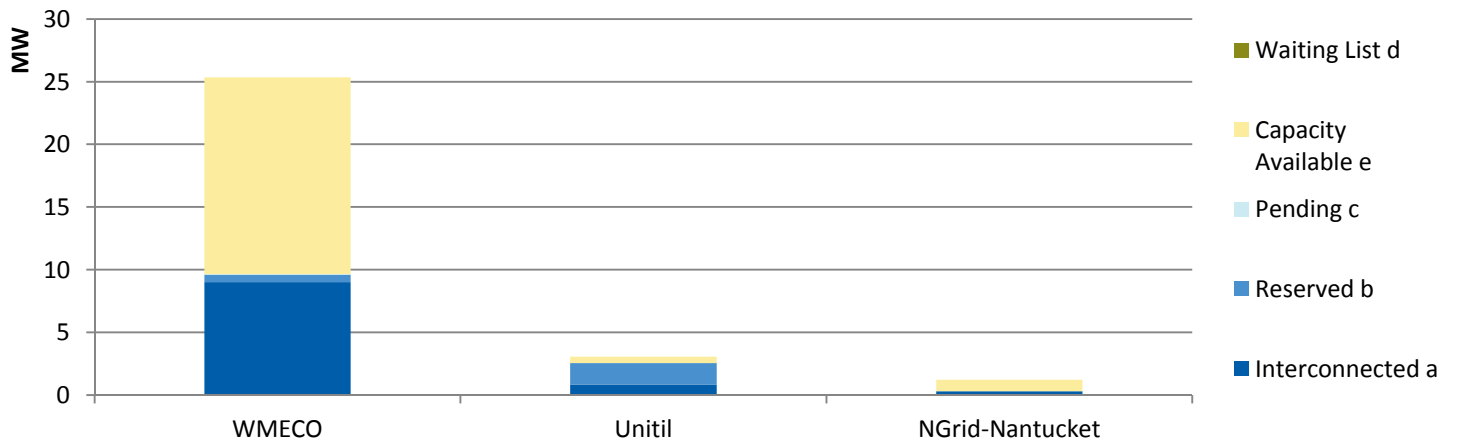
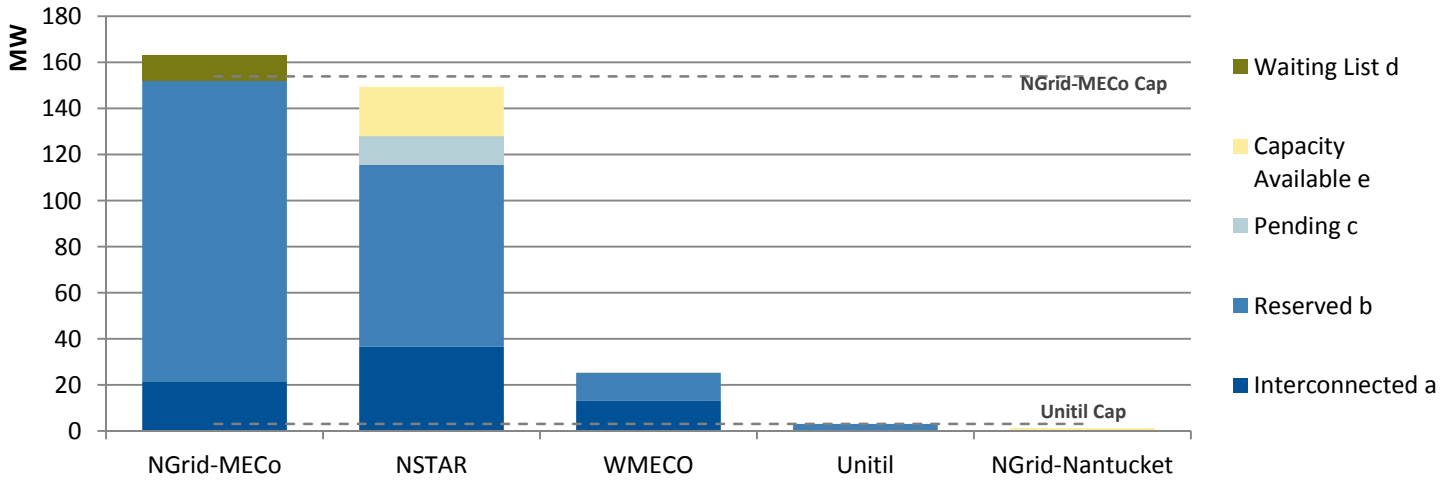


Table 2: Capacity under the Public Cap (Values in MW)



**Table 2a: Capacity under the Public Cap (Values in MW)
WMECO, Unitil and National Grid Nantucket Detail**

