

# Application Activity and Remaining Capacity Report

## Massachusetts System of Assurance of Net Metering Eligibility

The data provided reflects the available and installed capacity under the Public and Private Caps as of August 12, 2013. Updated Cap information is provided on a weekly basis, each Wednesday.

Date: August 12, 2013

Period Covered: January 24, 2013 - August 12, 2013

### Applications Received Through January 24, 2013 - August 12, 2013

	Number Received	Capacity Allocations Requested (kW-AC)	Capacity Against the Cap (kW) <sup>a</sup>
Transitional Cap Allocations	54	15,520	14,776
Applications for Cap Allocation	252	235,363	230,226
<b>Total</b>	<b>306</b>	<b>250,883</b>	<b>245,002</b>

<sup>a</sup> For solar, capacity against the cap is calculated as 80% of the DC-STC rating.

### Private Cap: Available, Interconnected, Transitional and Reserved Capacity (Values in kW)

Company	Net Metering Cap	Interconnected <sup>a</sup> July 31, 2013	Reserved <sup>b</sup> August 12, 2013	Pending <sup>c</sup> August 12, 2013	Capacity Available <sup>e</sup> August 12, 2013	Waiting List <sup>d</sup> August 12, 2013
NGrid-MECo	153,930	78,444	23,459	531	51,496	
NSTAR	149,340	53,728	5,424	539	89,650	
WMECO	25,350	9,182	253	342	15,573	
Unitil	3,060	864	672	0	1,524	
NGrid-Nantucket	1,224	307	0	0	917	
<b>Total</b>	<b>332,904</b>	<b>142,525</b>	<b>29,807</b>	<b>1,412</b>	<b>159,160</b>	<b>-</b>

### Public Cap: Available, Interconnected, Transitional and Reserved Capacity (Values in kW)

Company	Net Metering Cap	Interconnected <sup>a</sup> July 31, 2013	Reserved <sup>b</sup> August 12, 2013	Pending <sup>c</sup> August 12, 2013	Capacity Available <sup>e</sup> August 12, 2013	Waiting List <sup>d</sup> August 12, 2013
NGrid-MECo	153,930	15,275	111,200	3,673	23,782	
NSTAR	149,340	36,531	67,431	0	45,377	
WMECO	25,350	10,850	5,191	3,872	5,436	
Unitil	3,060	307	960	0	1,793*	2,880
NGrid-Nantucket	1,224	0	0	0	1,224	
<b>Total</b>	<b>332,904</b>	<b>62,963</b>	<b>184,783</b>	<b>7,545</b>	<b>77,613*</b>	<b>2,880</b>

<sup>a</sup> Includes (1) facilities reported by the distribution companies as interconnected as of 1/24/2013 including grandfather facilities, (2) facilities with Transitional Cap Allocations, and (3) facilities which received a Cap Allocation through the System of Assurance.

<sup>b</sup> Includes facilities with a cap allocation under a "Reserved" or "Complete" status. Allocations may be revoked or withdrawn.

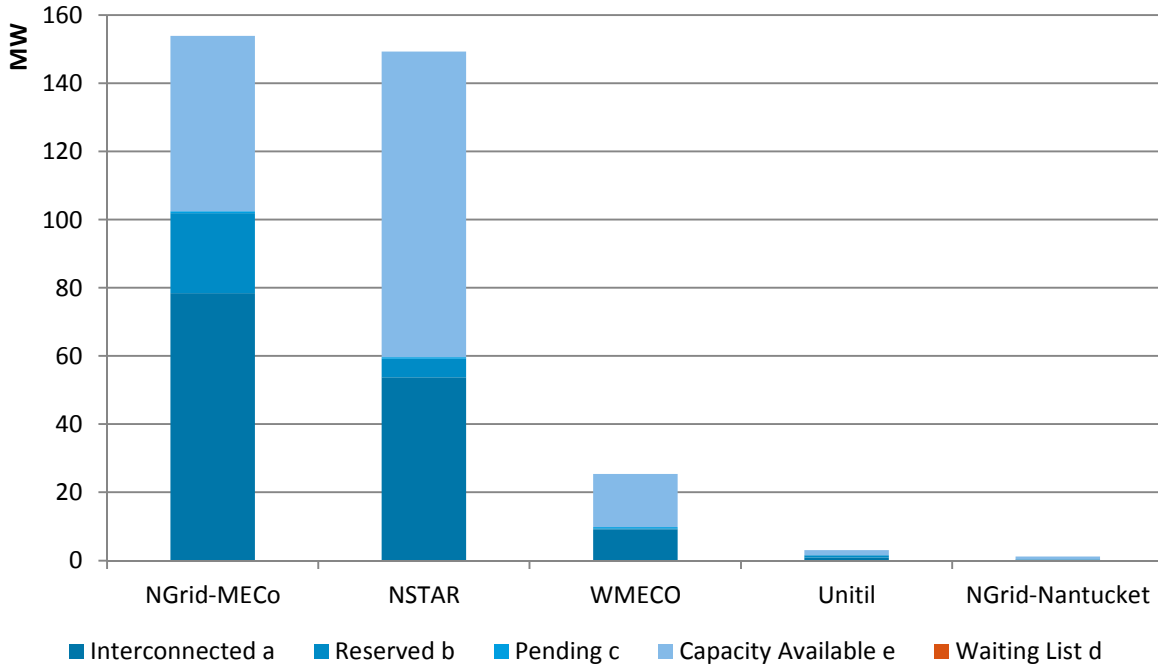
<sup>c</sup> Includes Applications for Cap Allocation (ACA) "Submitted" for review to the Administrator and "Disputed", and cap allocations or applications under dispute per Section 10, D.P.U. 11-11-A, Appendix A (10/25/13).

<sup>d</sup> Includes ACAs on the "Waiting List" pending additional Cap space.

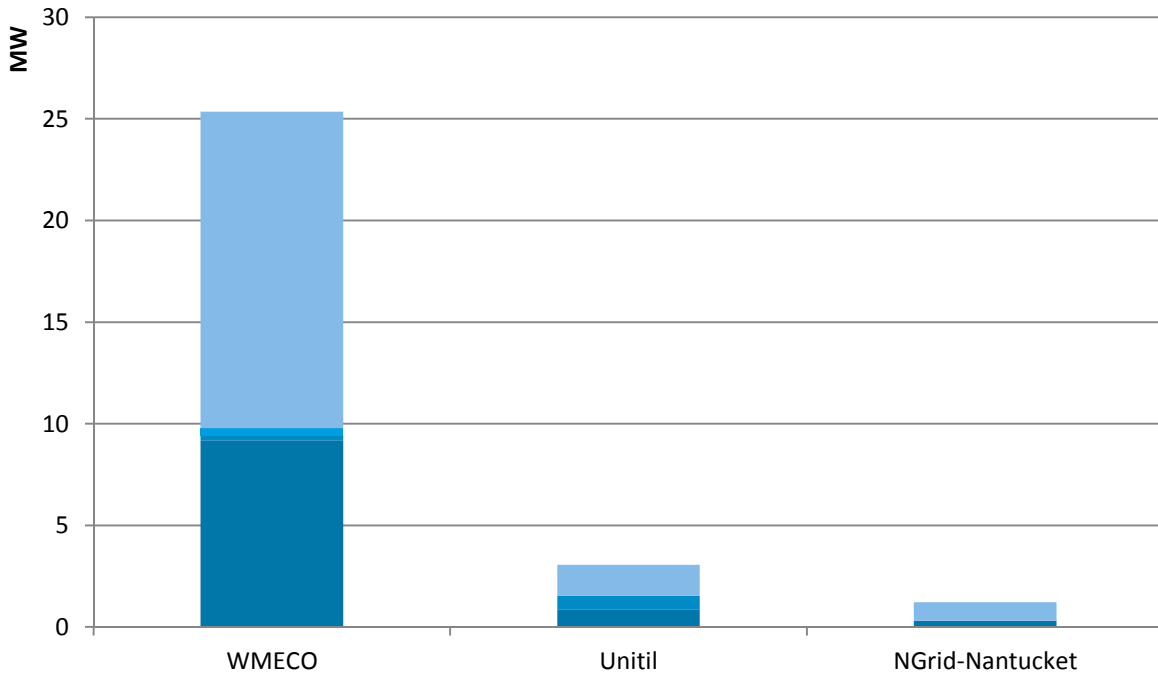
<sup>e</sup> Capacity available under the Caps less Reserved and Pending Allocations.

\*Capacity Available for partial allocations to Facilities with a complete Application and position on the Waiting List.

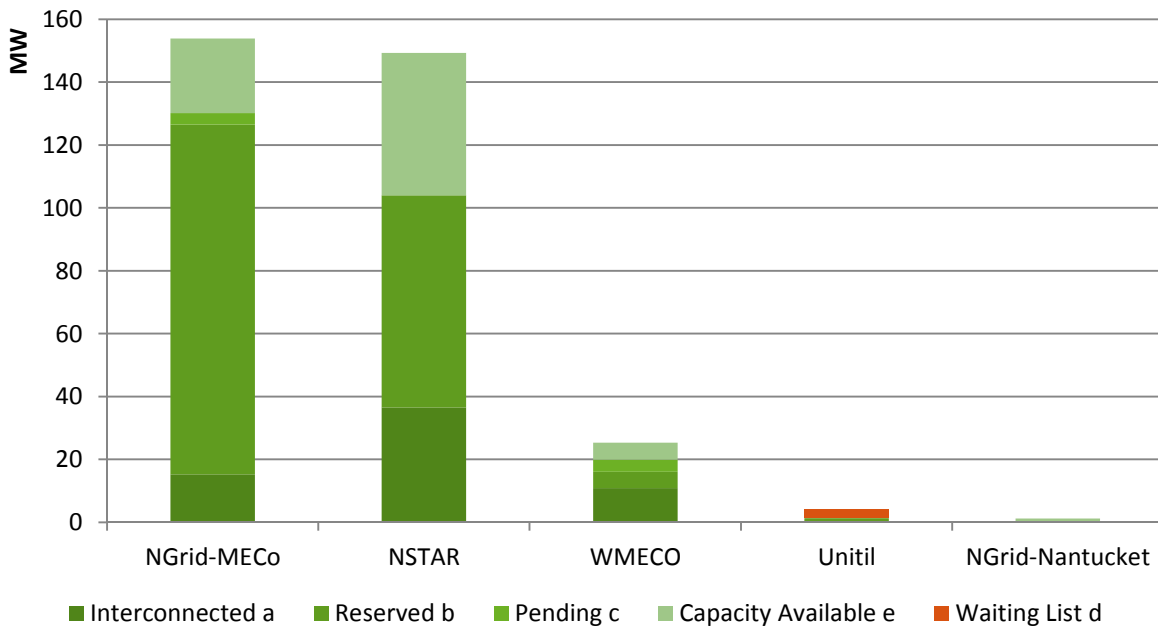
**Table 1: Capacity under the Private Cap (Values in MW)**



**Table 1: Capacity under the Private Cap (Values in MW)**



**Table 2: Capacity under the Public Cap (Values in MW)**



**Table 2: Capacity under the Public Cap (Values in MW)**

