

Application Activity and Remaining Capacity Report

Massachusetts System of Assurance of Net Metering Eligibility

The data provided reflects the available and installed capacity under the Public and Private Caps as of July 10, 2013. Updated Cap information will be provided as it becomes available.

Date: July 10, 2013

Period Covered: January 24, 2013 - July 10, 2013

Applications Received Through June 9th, 2013

	Number Received	Capacity Allocations Requested (kW-AC)	Capacity Against the Cap (kW) ^a
Transitional Cap Allocations	54	15,520	14,776
Applications for Cap Allocation	221	225,138	211,993
Total	275	240,658	226,769

^a For solar, capacity against the cap is calculated as 80% of the DC-STC rating.

Private Cap: Available, Interconnected, Transitional and Reserved Capacity (Values in kW)

Company	CAP	Interconnected ^a July 1, 2013	Reserved Cap Allocations ^b July 10, 2013	Pending Cap Allocations ^c July 10, 2013	Available Capacity July 10, 2013
NGrid-MECo	153,930	75,318	25,830	1,015	51,767
NSTAR	149,340	44,385	9,337	150	95,468
WMECO	25,350	8,430	1,005	0	15,915
Unitil	3,060	1,550	672	0	838
NGrid-Nantucket	1,224	307	0	0	917
Total	332,904	129,990	36,844	1,165	164,904

Public Cap: Available, Interconnected, Transitional and Reserved Capacity (Values in kW)

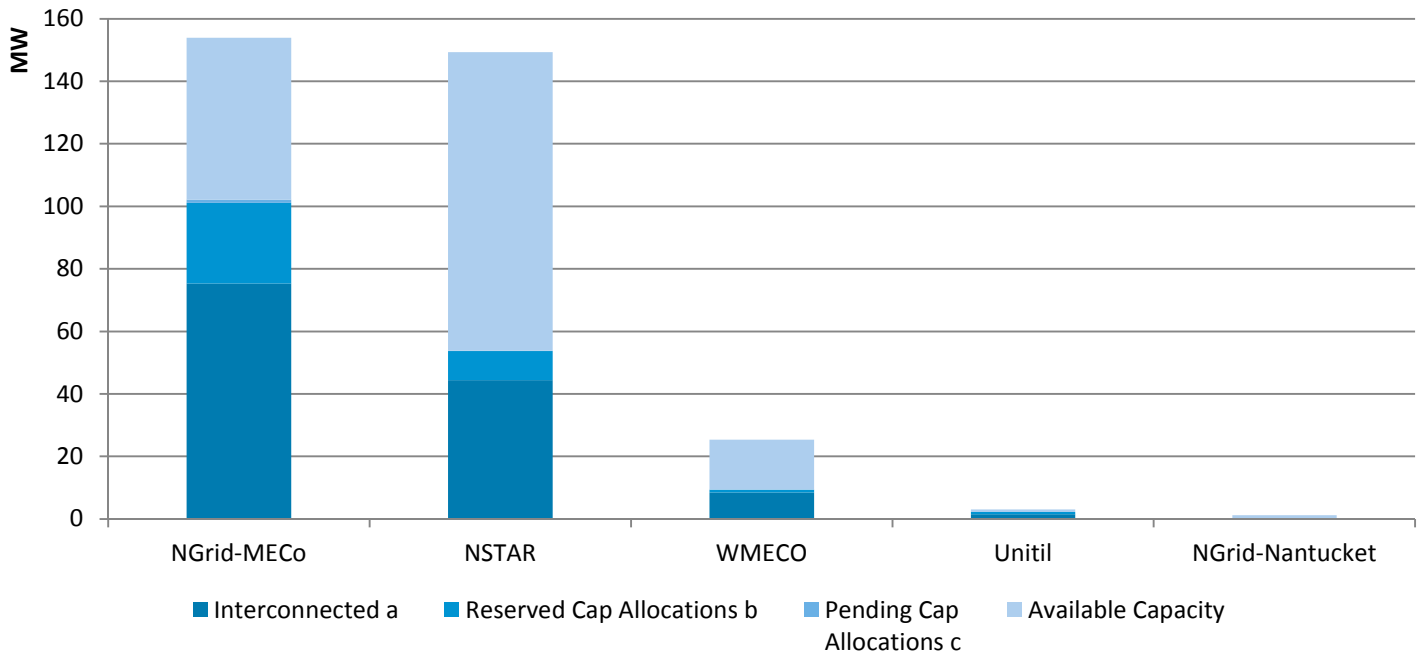
Company	CAP	Interconnected ^a July 1, 2013	Reserved Cap Allocations ^b July 10, 2013	Pending Cap Allocations ^c July 10, 2013	Available Capacity July 10, 2013
NGrid-MECo	153,930	15,157	89,014	17,791	31,968
NSTAR	149,340	34,731	61,091	5,673	47,845
WMECO	25,350	10,850	4,007	2,608	7,884
Unitil	3,060	310	960	0	1,790
NGrid-Nantucket	1,224	0	0	0	1,224
Total	332,904	61,048	155,073	26,072	90,711

^a Includes facilities reported as interconnected as of 7/10/2013, including (1) grandfather facilities reported by the distribution companies as of 7/1/2013, (2) facilities qualified for Transitional Cap Allocations, and (3) facilities which received a Cap Allocation through the System of Assurance.

^b Includes facilities with a cap allocation under a "Reserved" or "Complete" status. Allocations may be revoked or withdrawn.

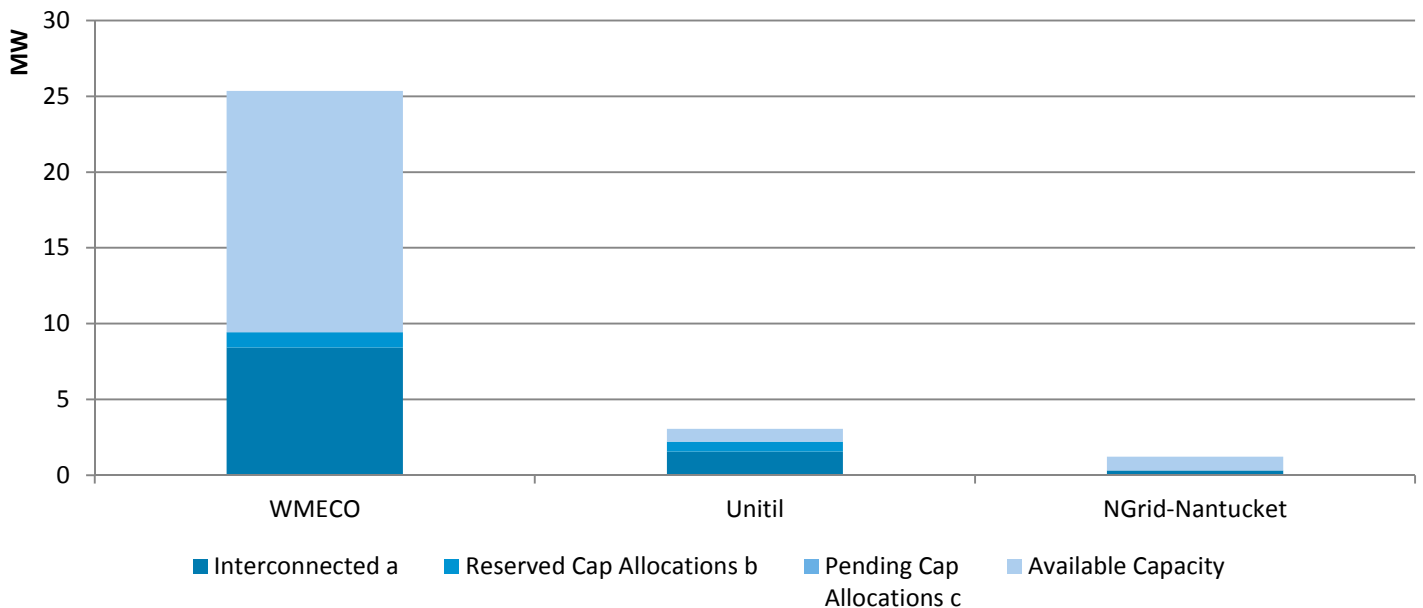
^c Includes (1) "Submitted" Applications for Cap Allocation (ACA) under review by the Administrator and (2) "Disputed" Cap Allocations or applications under dispute per Section 10, D.P.U. 11-11-A, Appendix A (10/25/13).

Table 1: Capacity under the Private Cap (Values in MW)



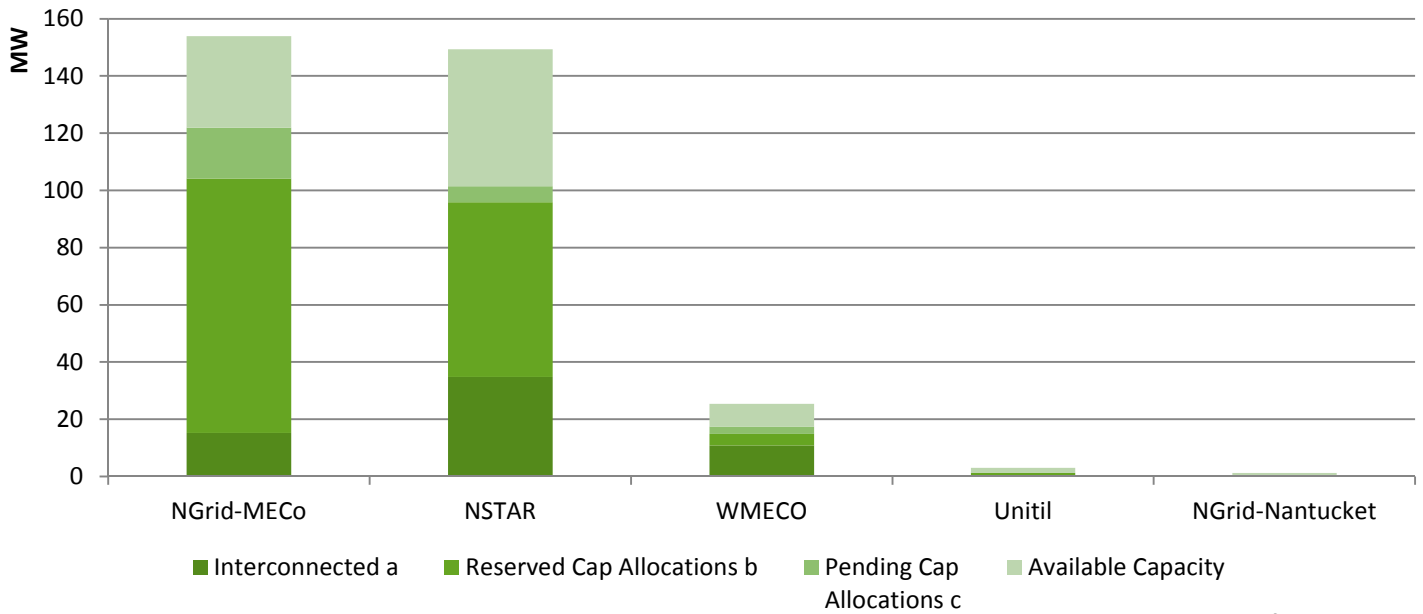
As of July 10, 2013

**Table 1a: Capacity under the Private Cap (Values in MW)
WMECO, Unitil, and National Grid Nantucket**



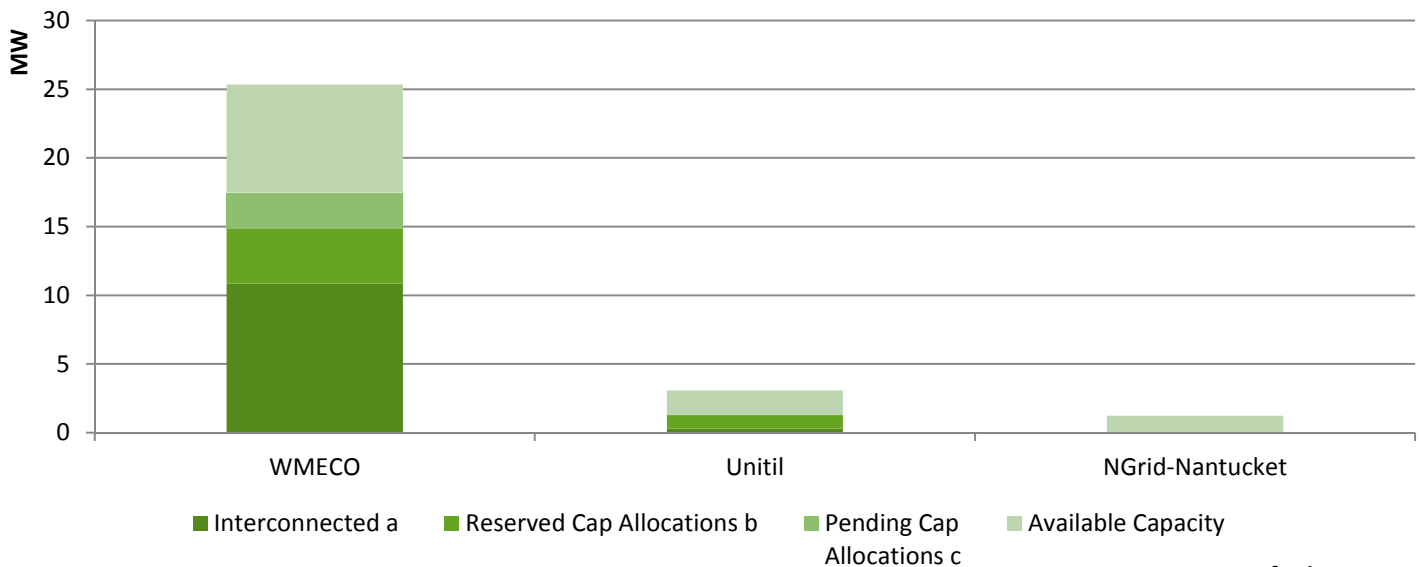
As of July 10, 2013

Table 2: Capacity under the Public Cap (Values in MW)



As of July 10, 2013

**Table 2a: Capacity under the Public Cap (Values in MW)
WMECO, Unitil, and National Grid Nantucket**



As of July 10, 2013