

# Application Activity and Remaining Capacity Report

## Massachusetts System of Assurance of Net Metering Eligibility

The data provided reflects the available and installed capacity under the Public and Private Caps as of August 29, 2013. Updated Cap information is provided on a weekly basis each Wednesday.

Date: August 29, 2013

Period Covered: January 24, 2013 - August 29, 2013

### Applications Received Through January 24, 2013 - August 29, 2013

	Number Received	Capacity Allocations Requested (kW-AC)	Capacity Against the Cap (kW)
Transitional Cap Allocations	42	15,520	14,776
Applications for Cap Allocation	300	312,986	260,719
<b>Total</b>	<b>342</b>	<b>328,506</b>	<b>275,495</b>

<sup>a</sup> For solar, capacity against the cap is calculated as 80% of the DC-STC rating.

### Private Cap: Available, Interconnected, Transitional and Reserved Capacity (Values in kW)

Company	Net Metering Cap	Interconnected <sup>a</sup> July 31, 2013	Reserved <sup>b</sup> August 29, 2013	Pending <sup>c</sup> August 29, 2013	Capacity Available <sup>e</sup> August 29, 2013	Waiting List <sup>d</sup> August 29, 2013
NGrid-MECo	153,930	78,444	23,838	1,169	50,479	
NSTAR	149,340	53,746	5,680	695	89,218	
WMECO	25,350	9,182	327	321	15,520	
Unitil	3,060	829	672	0	1,559	
NGrid-Nantucket	1,224	307	0	0	917	
<b>Total</b>	<b>332,904</b>	<b>142,508</b>	<b>30,517</b>	<b>2,186</b>	<b>157,693</b>	<b>-</b>

### Public Cap: Available, Interconnected, Transitional and Reserved Capacity (Values in kW)

Company	Net Metering Cap	Interconnected <sup>a</sup> July 31, 2013	Reserved <sup>b</sup> August 29, 2013	Pending <sup>c</sup> August 29, 2013	Capacity Available <sup>e</sup> August 29, 2013	Waiting List <sup>d</sup> August 29, 2013
NGrid-MECo	153,930	15,275	118,866	18,441	1,348*	1,694
NSTAR	149,340	37,161	72,115	426	39,638	
WMECO	25,350	10,850	6,615	2,448	5,436	
Unitil	3,060	292	960	0	1,808*	2,880
NGrid-Nantucket	1,224	0	0	0	1,224	
<b>Total</b>	<b>332,904</b>	<b>63,578</b>	<b>198,557</b>	<b>21,316</b>	<b>49,454</b>	<b>4,574</b>

<sup>a</sup> Includes (1) facilities reported by the distribution companies as interconnected as of 1/24/2013 including grandfathered facilities, (2) facilities with Transitional Cap Allocations, and (3) facilities which received a Cap Allocation through the System of Assurance.

<sup>b</sup> Includes facilities with a cap allocation under a "Reserved" or "Complete" status. Allocations may be revoked or withdrawn.

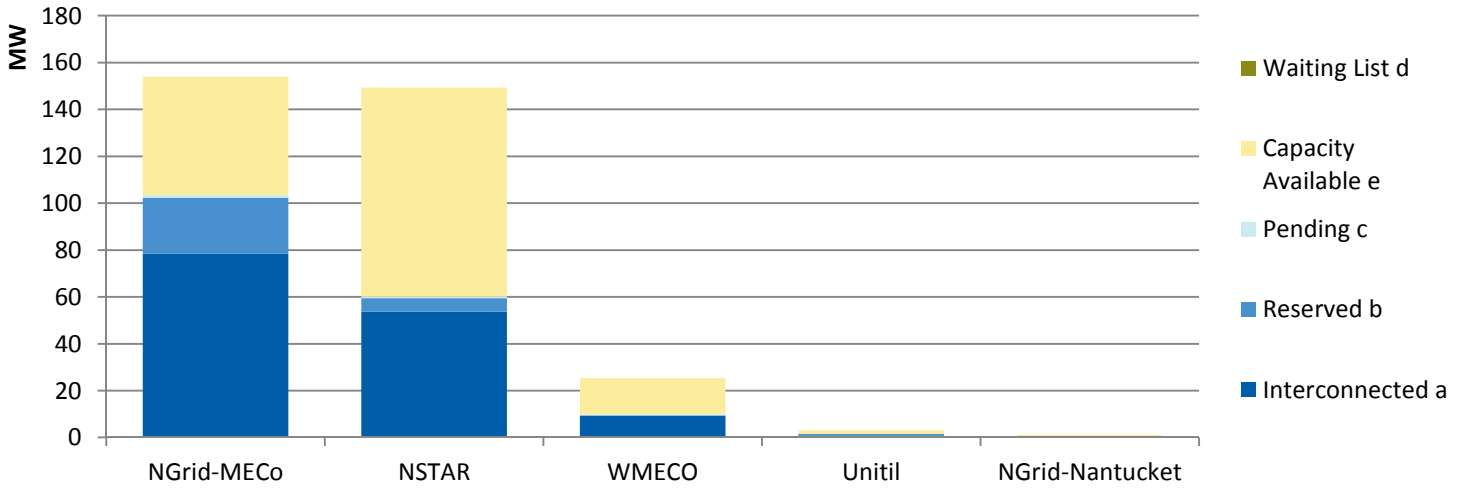
<sup>c</sup> Includes Applications for Cap Allocation (ACA) "Submitted" for review to the Administrator and "Disputed" cap allocations or applications per Section 10, D.P.U. 11-11-A, Appendix A (10/25/13).

<sup>d</sup> Includes ACAs on the "Waiting List" pending additional Cap space.

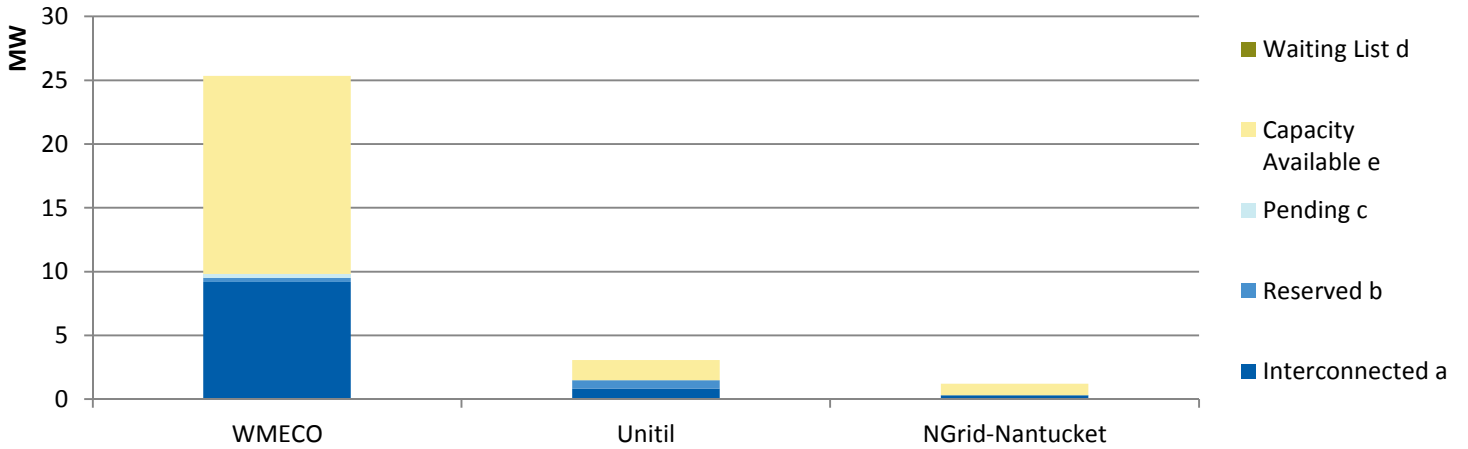
<sup>e</sup> Capacity available under the Caps less Reserved and Pending Allocations.

\*Capacity Available for partial allocations to Facilities with a complete Application and position on the Waiting List.

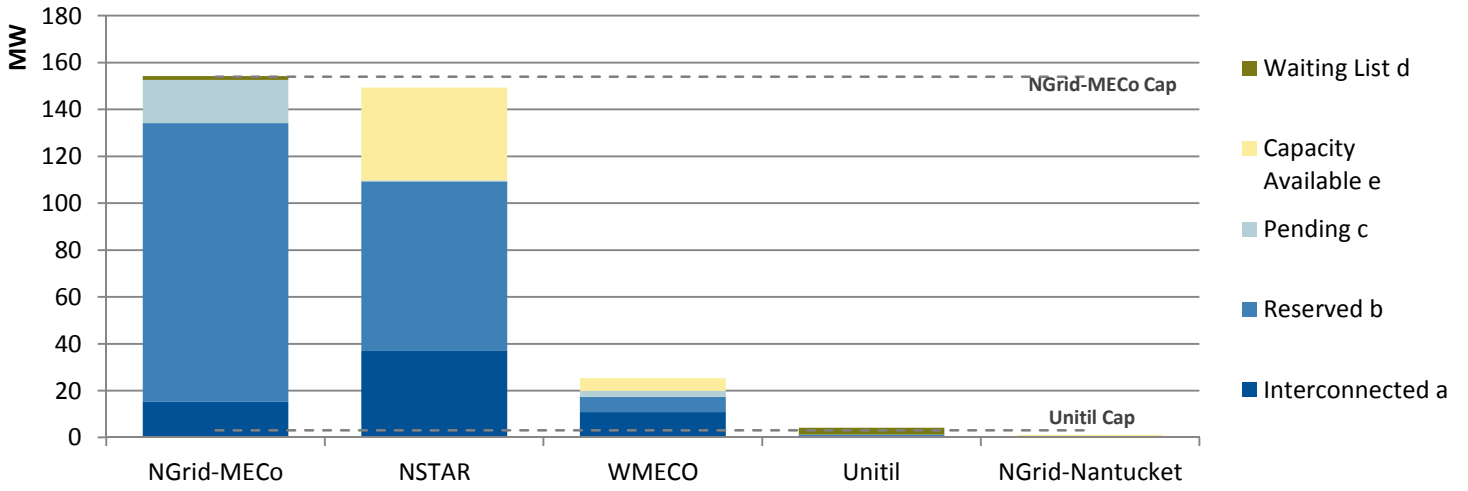
**Table 1: Capacity under the Private Cap (Values in MW)**



**Table 1a: Capacity under the Private Cap (Values in MW)  
WMECO, Unitil and National Grid Nantucket Detail**



**Table 2: Capacity under the Public Cap (Values in MW)**



**Table 2a: Capacity under the Public Cap (Values in MW)  
WMECO, Unitil and National Grid Nantucket Detail**

