

# Application Activity and Remaining Capacity Report

## Massachusetts System of Assurance of Net Metering Eligibility

The data provided reflects the available and installed capacity under the Public and Private Caps as of August 21, 2013. Updated Cap information is provided on a weekly basis each Wednesday.

Date: August 21, 2013

Period Covered: January 24, 2013 - August 21, 2013

### Applications Received Through January 24, 2013 - August 21, 2013

	Number Received	Capacity Allocations Requested (kW-AC)	Capacity Against the Cap (kW)
Transitional Cap Allocations	42	15,520	14,776
Applications for Cap Allocation	270	297,296	250,888
<b>Total</b>	<b>312</b>	<b>312,816</b>	<b>265,664</b>

<sup>a</sup> For solar, capacity against the cap is calculated as 80% of the DC-STC rating.

### Private Cap: Available, Interconnected, Transitional and Reserved Capacity (Values in kW)

Company	Net Metering Cap	Interconnected <sup>a</sup> July 31, 2013	Reserved <sup>b</sup> August 21, 2013	Pending <sup>c</sup> August 21, 2013	Capacity Available <sup>e</sup> August 21, 2013	Waiting List <sup>d</sup> August 21, 2013
NGrid-MECo	153,930	78,444	23,332	396	51,758	
NSTAR	149,340	53,746	5,249	757	89,587	
WMECO	25,350	9,182	253	278	15,637	
Unitil	3,060	1,550	672	0	838	
NGrid-Nantucket	1,224	307	0	0	917	
<b>Total</b>	<b>332,904</b>	<b>143,229</b>	<b>29,506</b>	<b>1,431</b>	<b>158,737</b>	<b>-</b>

### Public Cap: Available, Interconnected, Transitional and Reserved Capacity (Values in kW)

Company	Net Metering Cap	Interconnected <sup>a</sup> July 31, 2013	Reserved <sup>b</sup> August 21, 2013	Pending <sup>c</sup> August 21, 2013	Capacity Available <sup>e</sup> August 21, 2013	Waiting List <sup>d</sup> August 21, 2013
NGrid-MECo	153,930	15,275	111,350	13,987	13,319	
NSTAR	149,340	37,161	64,040	0	48,139	
WMECO	25,350	10,850	5,191	2,448	6,860	
Unitil	3,060	310	960	0	1,790*	2,880
NGrid-Nantucket	1,224	0	0	0	1,224	
<b>Total</b>	<b>332,904</b>	<b>63,596</b>	<b>181,541</b>	<b>16,435</b>	<b>71,332</b>	<b>2,880</b>

<sup>a</sup> Includes (1) facilities reported by the distribution companies as interconnected as of 1/24/2013 including grandfathered facilities, (2) facilities with Transitional Cap Allocations, and (3) facilities which received a Cap Allocation through the System of Assurance.

<sup>b</sup> Includes facilities with a cap allocation under a "Reserved" or "Complete" status. Allocations may be revoked or withdrawn.

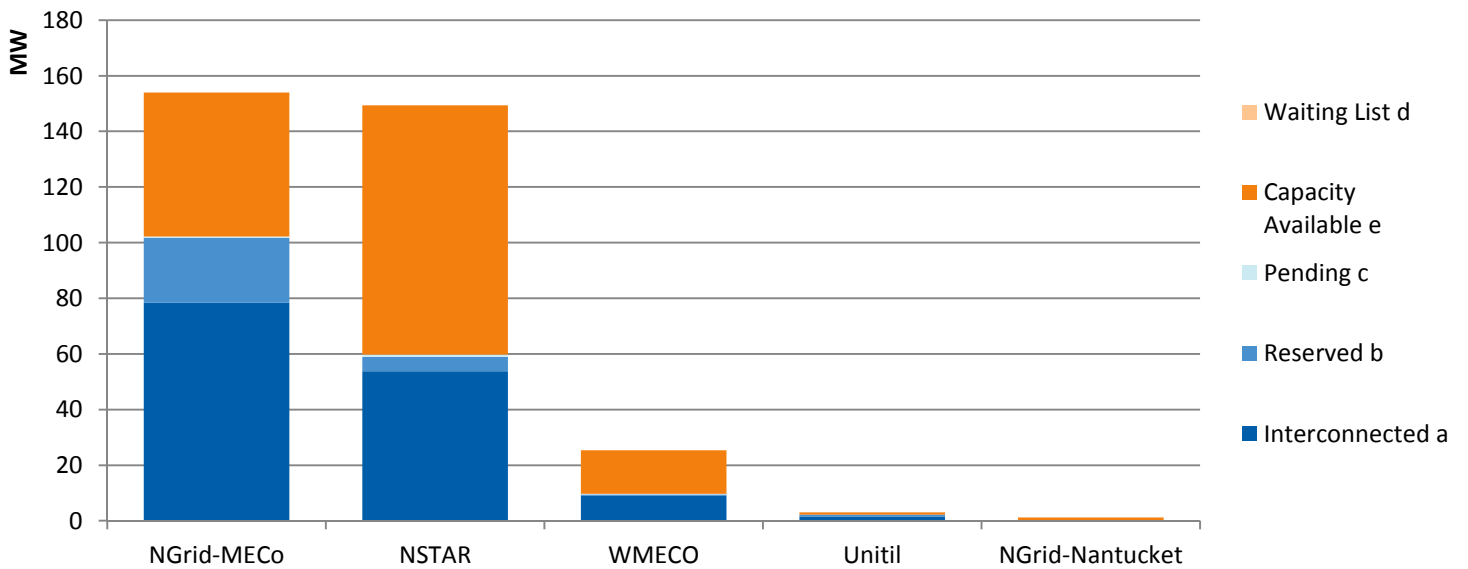
<sup>c</sup> Includes Applications for Cap Allocation (ACA) "Submitted" for review to the Administrator and "Disputed" cap allocations or applications per Section 10, D.P.U. 11-11-A, Appendix A (10/25/13).

<sup>d</sup> Includes ACAs on the "Waiting List" pending additional Cap space.

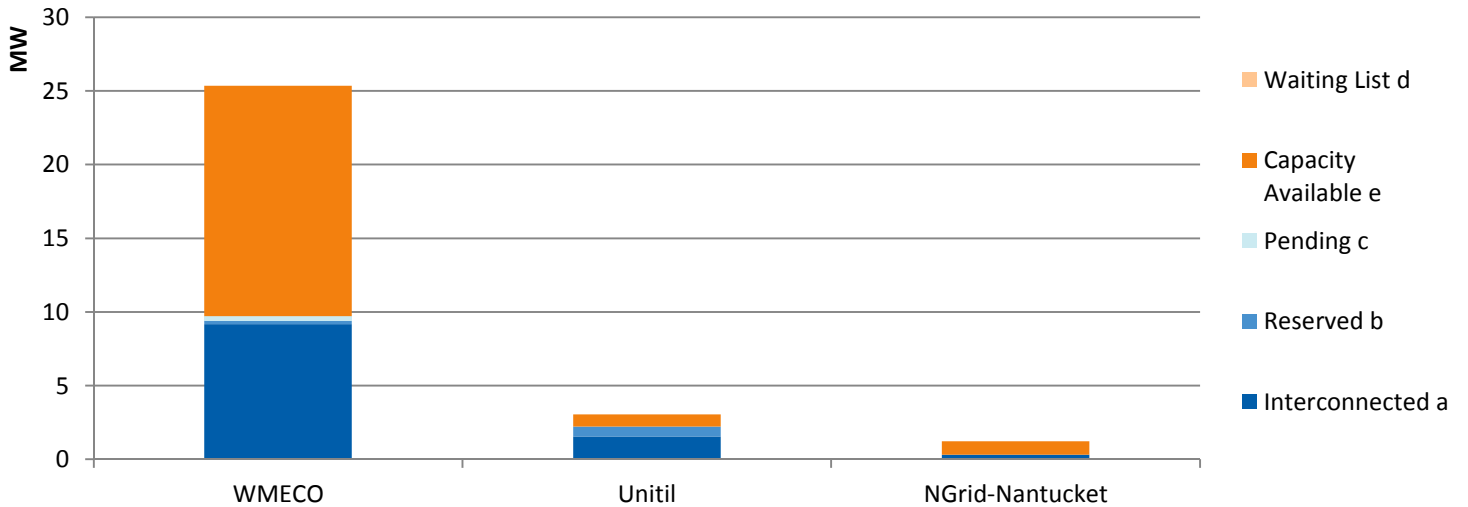
<sup>e</sup> Capacity available under the Caps less Reserved and Pending Allocations.

\*Capacity Available for partial allocations to Facilities with a complete Application and position on the Waiting List.

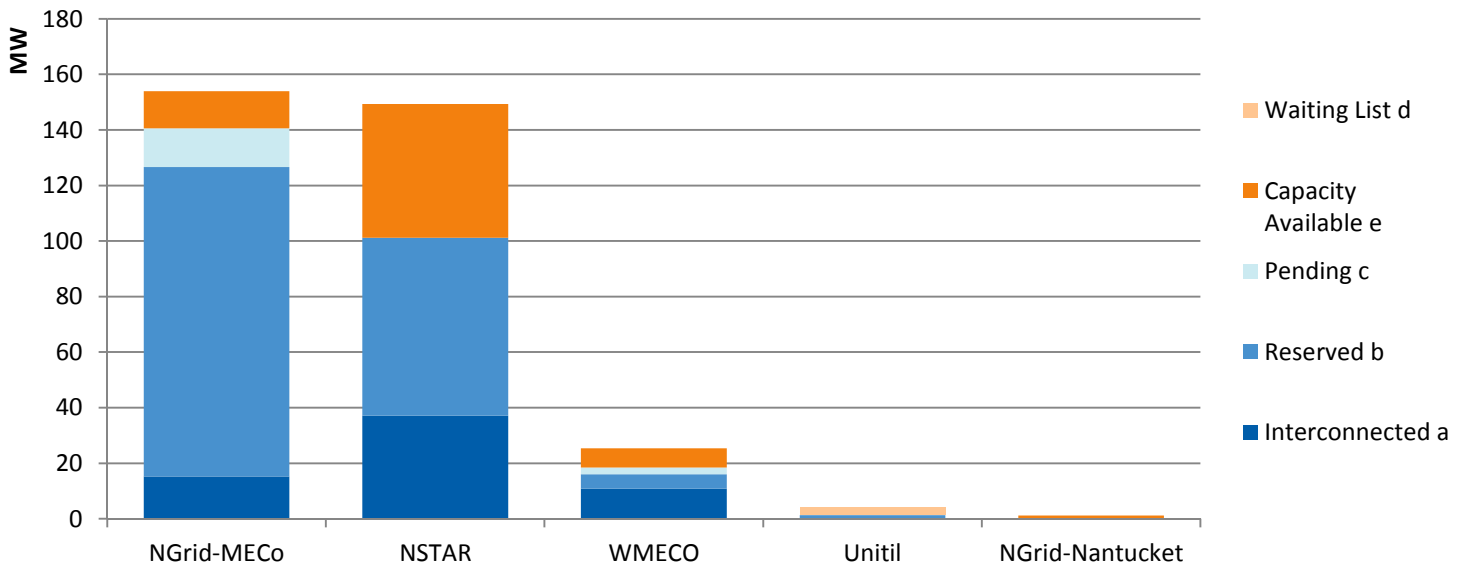
**Table 2: Capacity under the Public Cap (Values in MW)**



**Table 1a: Capacity under the Private Cap (Values in MW)  
WMECO, Unitil and National Grid Nantucket Detail**



**Table 2: Capacity under the Public Cap (Values in MW)**



**Table 2a: Capacity under the Public Cap (Values in MW)  
WMECO, Unitil and National Grid Nantucket Detail**

